

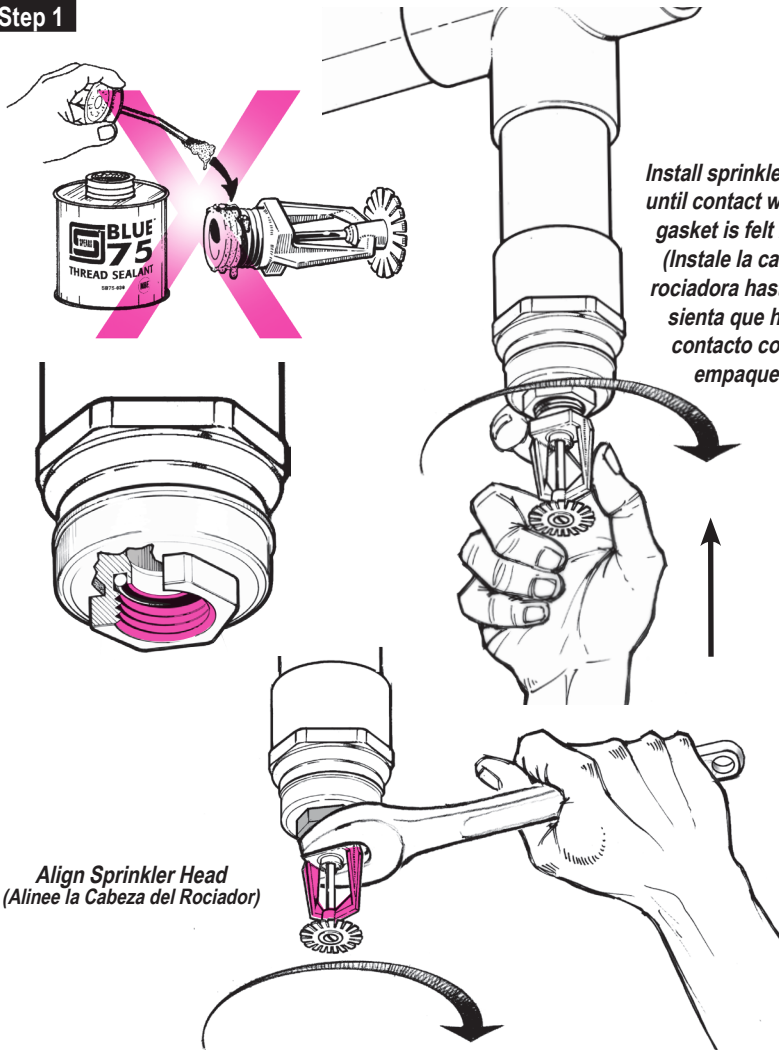


**FlameGuard®**  
**TorqueSafe™ GASKET SEALED FEMALE**  
**SPRINKLER HEAD ADAPTER**  
**INSTALLATION INSTRUCTIONS**

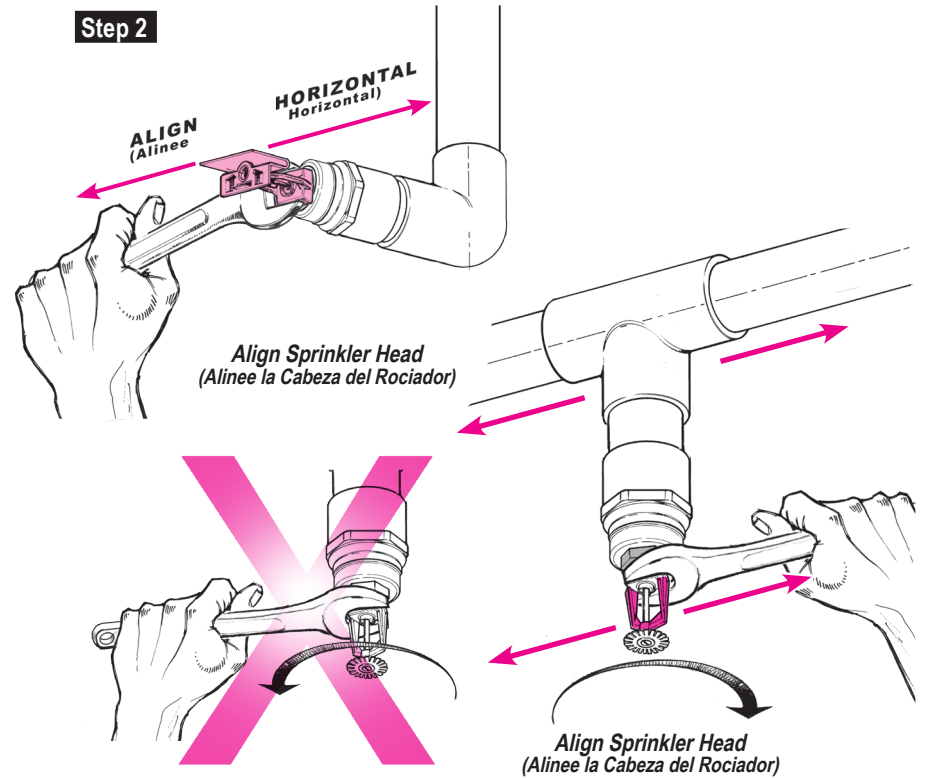
Requires **NO** Thread Sealant GSA-3A-0622  
 (No requiere sellador de roscas)

**IMPORTANT:** This instruction is a supplement to Publication FG-3, Spears® FlameGuard® CPVC Fire Sprinkler Products Installation Instructions. Inspect sprinkler head for burrs and/or excessively sharp leader or entrance threads, which can damage the gasket seal.  
**IMPORTANTE:** Estas instrucciones son un suplemento para la publicación FG-3, Instrucciones de Instalación para productos FlameGuard® de Spears® de CPVC para rociadores contra incendios. Inspeccione la cabeza rociadora por rebabas y/o una rosca o guía de entrada excesivamente afilada, la cuál puede dañar el sello de empaque.

**Step 1**

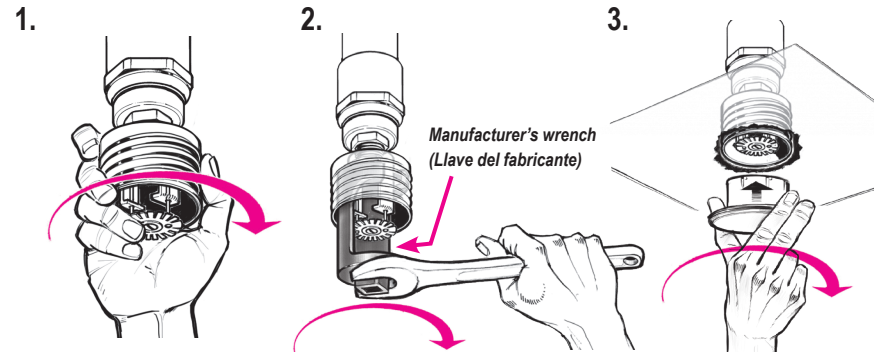


**Step 2**

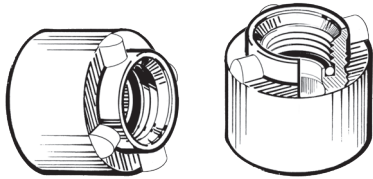


**DO NOT Reverse or Back up Threaded Assembly. If over-adjusted continue to rotate clockwise until properly aligned.**  
 (NO Retroceda ó de marcha atrás al ensamble roscado. Si se sobre-ajusta continúe girando hasta que alinee adecuadamente.)

**Installing Concealed Sprinkler Escutcheons**  
 (Instalando Los Escudetes Para Rociadores Ocultos)



Optional **TorqueSafe™** Gasket Sealed Female  
Sprinkler Head Adapter Bushing  
(Opcional Adaptador Buje Hembra de Empaque  
Sellado **TorqueSafe™** para Rociadores)

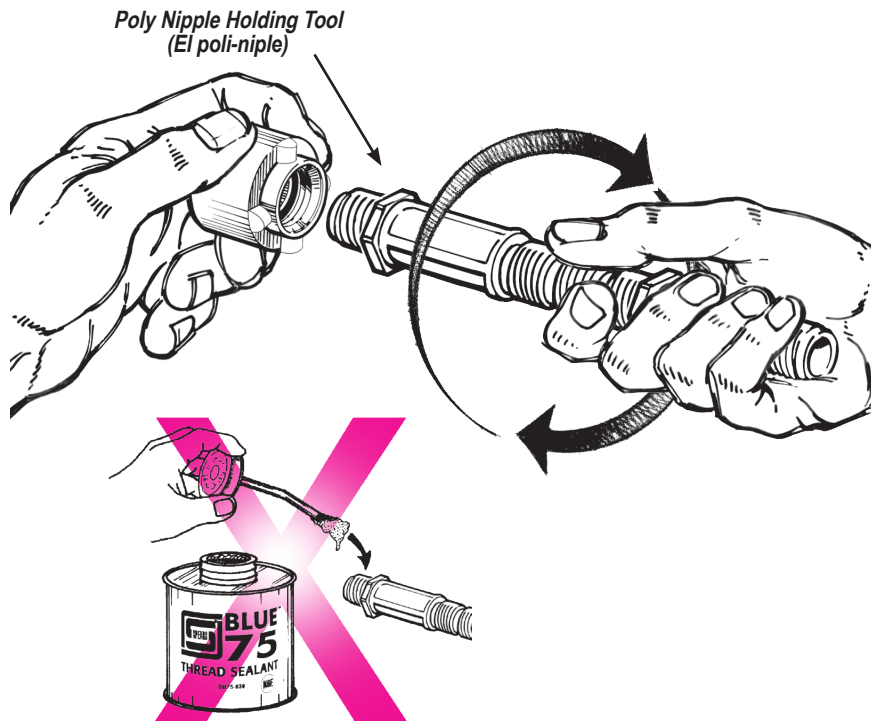


Requires **NO** Thread Sealant  
(No Requiere Sellador de Rosca)

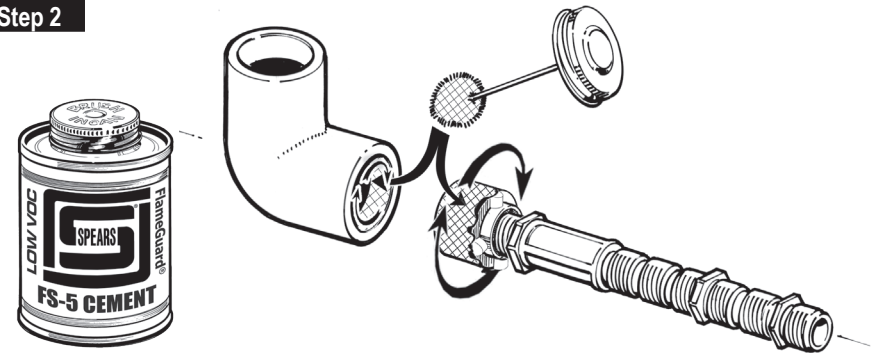
Converts any **FlameGuard®** 1" fitting socket to a 1/2" **TorqueSafe™** sprinkler head fitting.

(Convierte cualquier conexión **FlameGuard®** de cavidad de 1" a una conexión de rociador **TorqueSafe™** de 1/2")

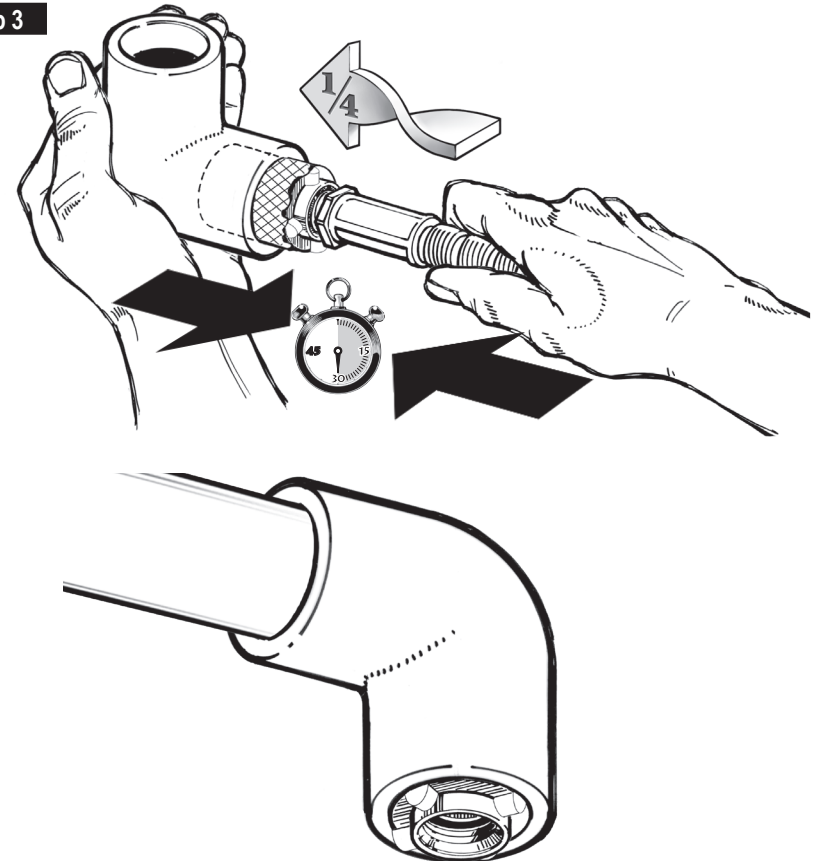
**Step 1**



**Step 2**



**Step 3**



Follow Instructions on Reverse Side  
(Siga las instrucciones en el reverso)



**SPEARS® MANUFACTURING COMPANY**  
15853 Olden Street, Sylmar, CA 91342  
PO Box 9203, Sylmar, CA 91392  
(818) 364-1611 • [www.spearsmfg.com](http://www.spearsmfg.com)



© Copyright 2022 Spears® Manufacturing Company  
All Rights Reserved.



GSA-3A-0622