



Schedule 40 Fittings & Accessories Schedule 40 Repair Fittings

Schedule 40 Pipe Repair Fittings
Allows Difficult Broken Pipe Repair To Be Made Easily

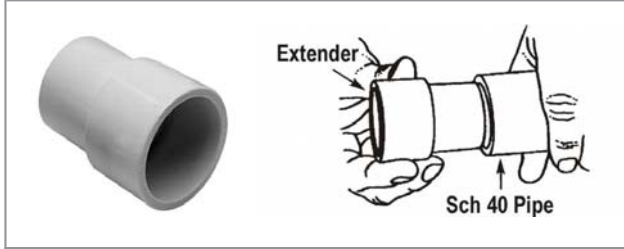
Pipe Extenders

Part Number	Size	Std Pk	Mstr Ctn	Disc Code	Price Each
-------------	------	--------	----------	-----------	------------

Pipe O.D. Spigot x Pipe I.D. Spigot

* Fabricated, Non-Pressure Rated

S0301-05	1/2	100	600	894	1.63
S0301-07	3/4	50	300	894	2.68
S0301-10	1	50	200	894	3.40
S0301-12	1-1/4	50	0	894	4.07
S0301-15	1-1/2	50	0	894	4.64
S0301-20	2	25	0	894	5.14
S0301-25	2-1/2	25	0	894	6.12
S0301-30	3	25	0	894	14.31
S0301-40	4	20	0	894	16.86
S0301-60F*	6	1	10	392	69.63
S0301-80F*	8	1	2	392	139.88
S0301-100F*	10	1	0	392	217.07
S0301-120F*	12	1	0	392	314.77



Schedule 40 Fitting Extender

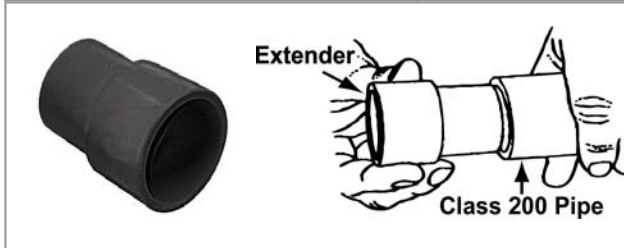
Pipe Extenders, Class 200

Part Number	Size	Std Pk	Mstr Ctn	Disc Code	Price Each
-------------	------	--------	----------	-----------	------------

Pipe O.D. Spigot x Pipe I.D. Spigot

Fits Class 200 Pipe I.D.

S0304-10	1	48	0	894	3.76
S0304-12	1-1/4	48	0	894	4.12
S0304-15	1-1/2	48	0	894	4.48
S0304-20	2	25	0	894	5.02



Inside Connectors

Part Number	Size	Std Pk	Mstr Ctn	Disc Code	Price Each
-------------	------	--------	----------	-----------	------------

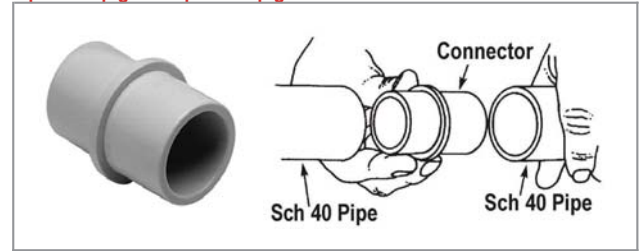
Pipe I.D. Spigot x Pipe I.D. Spigot

S0302-10	1	50	300	894	3.40
S0302-15	1-1/2	50	0	894	4.64
S0302-20	2	20	0	894	5.14
S0302-30	3	25	0	894	16.13
S0302-40	4	5	0	894	19.15

Inside Connectors (continued)

Part Number	Size	Std Pk	Mstr Ctn	Disc Code	Price Each
-------------	------	--------	----------	-----------	------------

Pipe I.D. Spigot x Pipe I.D. Spigot



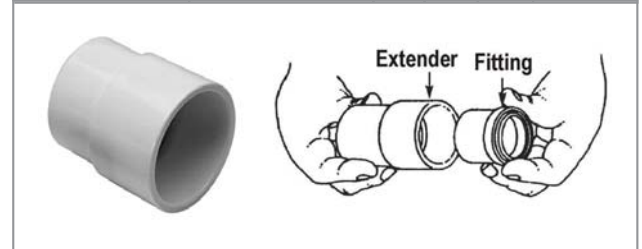
Extender Fittings

Part Number	Size	Std Pk	Mstr Ctn	Disc Code	Price Each
-------------	------	--------	----------	-----------	------------

Soc O.D. x Soc

Spigot End also functions as next size down Socket

S0303-15	1-1/2	25	0	894	6.45
S0303-20	2	25	0	894	7.99



Schedule 40 Fittings & Accessories Repair Couplings



(S119) Socket x Socket



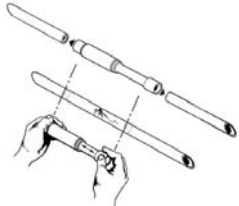
- Multi-function Telescoping Design
- Socket x Socket Configuration for Pipe Repair or Use as a Short-Stroke Expansion Joint
- Spigot x Socket Configuration for Replacing Damaged Fittings
- Both Configurations can be Easily Modified for Opposite Use

- Available in PVC White and PVC Gray
- Double O-ring Seal in EPDM or high-grade FKM
- 1/2" - 2" Pressure Rated to 235 PSI @ 73°F (23°C)
- 2-1/2" - 4" Pressure Rated to 200 PSI @ 73°F (23°C)
- 6" Pressure Rated to 150 PSI @ 73°F (23°C)
- NSF® Certified for Potable Water Use

(S118) Spigot x Socket

Versatile Repair Capability

Spears® Repair Couplings provide a variety of system repair and alteration solutions. Use Socket x Socket configurations for quick pipe damage repair - can also be used as a short-stroke expansion joint to compensate for thermal expansion & contraction. Spigot x Socket configurations are excellent for lateral and riser add-ons, damaged fitting replacement, or for installing valves in existing piping systems. Order the wrong configuration? Simply cut coupling from Socket shaft end to function as a spigot or add a coupling to Spigot shaft end for Socket connections.



**Pipe Damage Repair
Or Use as Expansion Joint**



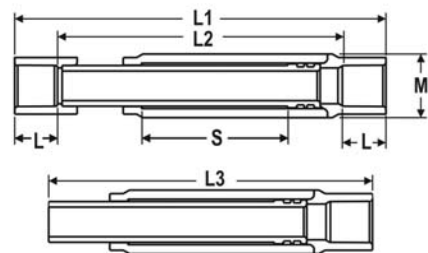
Lateral Add-on Or Fitting Replacement



Valve Retrofit Installation

Dimensions

Size	L	L1	L2	L3	S	M
1/2	7/8	7-5/8	5-7/8	6-3/4	3	1-7/16
3/4	1	9-3/8	7-3/8	8-1/4	4	1-3/4
1	1-1/8	10-1/8	7-7/8	8-7/8	4	2-1/16
1-1/4	1-1/4	10-7/8	8-3/8	9-5/8	4	2-7/16
1-1/2	1-3/8	11-3/8	8-5/8	9-7/8	4	2-11/16
2	1-1/2	12-1/4	9-1/4	10-5/8	4	3-3/16
2-1/2	1-3/4	15-7/8	12-3/8	13-7/8	6	3-15/16
3	1-7/8	16-1/8	12-3/8	14-1/8	6	4-9/16
4	2-1/4	17-3/4	13-1/4	15-1/4	6	5-11/16
6	3	22	16	18-3/4	6	8-3/8



INSTALLATION NOTE: For expansion joint applications, install with unit 1/2 extended. System must be supported and blocked against thrusts and movement under pressure. May be installed with flow in either direction.

Part Number	Size	Std Pk	Mstr Ctn	Disc Code	Price Each
-------------	------	--------	----------	-----------	------------

Part Number	Size	Std Pk	Mstr Ctn	Disc Code	Price Each
-------------	------	--------	----------	-----------	------------

PVC - Spig x Soc PVC White with EPDM O-ring



Can be used as short-stroke Expansion Joint

S118-05	1/2	25	0	025	5.56
S118-07	3/4	30	0	025	6.32
S118-10	1	15	0	025	7.29
S118-12	1-1/4	23	0	025	13.74
S118-15	1-1/2	25	0	025	14.96
S118-20	2	12	0	025	23.14
S118-25	2-1/2	5	0	025	33.57
S118-30	3	4	0	025	41.94
S118-40	4	2	0	025	73.40
S118-60	6	1	0	025	179.60

PVC - Soc x Soc (continued) PVC White with EPDM O-ring

S119-25	2-1/2	5	0	025	33.57
S119-30	3	4	0	025	41.94
S119-40	4	2	0	025	73.40
S119-60	6	1	0	025	179.60

Fabricated Repair Coupling Gasket x Gasket



428-020F	2	1	10	047	62.31
428-030F	3	1	8	047	80.73
428-040F	4	1	4	047	93.48
428-060F	6	1	3	047	126.72
428-080F	8	1	2	047	173.78
428-100F	10	1	0	047	260.34
428-120F	12	1	0	047	338.97
428-140F	14	1	0	047	663.36
428-160F	16	1	0	047	928.27
428-180F	18	1	0	047	1428.76
428-200F	20	1	0	047	1705.29
428-240F	24	1	0	047	2380.68

PVC - Soc x Soc PVC White with EPDM O-ring



Can be used as short-stroke Expansion Joint

S119-05	1/2	30	0	025	5.56
S119-07	3/4	24	0	025	6.32
S119-10	1	20	0	025	7.29
S119-12	1-1/4	10	0	025	13.74
S119-15	1-1/2	16	0	025	14.96
S119-20	2	10	0	025	23.14



Schedule 40 Fittings & Accessories Short Repair Couplings

Space Saving, Compact Version of Standard Repair Coupling
Requires 1/3 less Space

(SH119) Socket x Socket



(SH118) Spigot x Socket

- Compact Telescoping Design
- Socket x Socket Configuration for Pipe Repair or Use as a Short-Stroke Expansion Joint
- Spigot x Socket Configuration for Replacing Damaged Fittings
- Both Configurations can be Easily Modified for Opposite Use
- Available in PVC White, Sizes 1/2" - 2"
- EPDM Double O-ring Seal
- Pressure Rated to 235 PSI @ 73°F (23°C)
- NSF® Certified for Potable Water Use

Part Number	Size	Std Pk	Mstr Ctn	Disc Code	Price Each
-------------	------	--------	----------	-----------	------------

PVC - Spig x Soc PVC White with EPDM O-ring

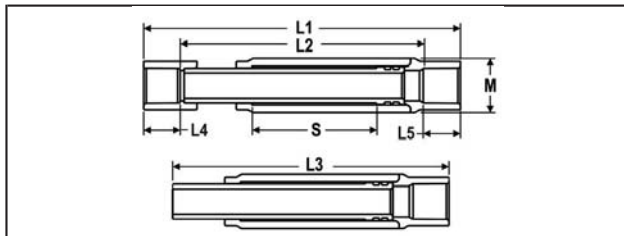


SH118-05	1/2	36	0	025	5.56
SH118-07	3/4	30	0	025	6.32
SH118-10	1	35	0	025	7.29
SH118-12	1-1/4	25	0	025	13.74
SH118-15	1-1/2	32	0	025	14.96
SH118-20	2	15	0	025	23.14

PVC - Soc x Soc PVC White with EPDM O-ring



SH119-05	1/2	40	0	025	5.56
SH119-07	3/4	30	0	025	6.32
SH119-10	1	30	0	025	7.29
SH119-12	1-1/4	20	0	025	13.74
SH119-15	1-1/2	21	0	025	14.96
SH119-20	2	12	0	025	23.14



Size	L1	L2	L3	L4	L5	S	M
1/2	5-7/8	4-5/16	4-15/16	7/8	3/4	2	1-7/16
3/4	6-9/16	4-3/4	5-7/16	1	13/16	2-1/4	1-3/4
1	6-13/16	4-3/4	5-9/16	1-1/8	15/16	2-3/16	2-1/16
1-1/4	7-15/16	5-11/16	6-5/8	1-1/4	1	2-1/2	2-7/16
1-1/2	8-1/4	5-13/16	6-3/4	1-3/8	1-1/8	2-13/16	2-11/16
2	10-1/16	7-3/8	8-5/16	1-1/2	1-3/16	3-1/8	3-1/4

INSTALLATION NOTE: For expansion joint applications, install with unit 1/2 extended. System must be supported and blocked against thrusts and movement under pressure. May be installed with flow in either direction.

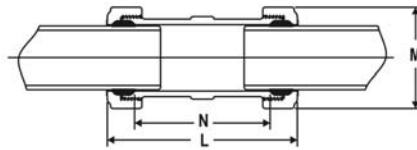
Schedule 40 Fittings & Accessories Compression Couplings



- Designed for Quick Connections, System Modifications or Repairs
- Completely Redesigned for Improved Versatility
- PVC White plus New Industrial PVC Gray
- Easy-Thread Compression Nut
- New Spigot Conversion Capability
- Full Service 200 PSI Pressure Rating
- NSF® Certified for Potable Water Use

Basic Dimensions

Part Number	Size (in.)	L	M	N
S110-05	1/2	5-3/16	1-3/16	3-3/8
S110-07	3/4	5-7/16	2-1/16	3-9/16
S110-10	1	5-11/16	2-7/16	3-3/4
S110-12	1-1/4	6-1/4	2-15/16	4-1/8
S110-15	1-1/2	6-1/2	3-5/16	4-5/8
S110-20	2	7-1/8	3-3/4	5-1/16
S110-25	2-1/2	8-11/16	4-11/16	5-7/8
S110-30	3	9-1/2	5-1/2	6-3/16
S110-40	4	11-5/16	6-3/4	7-3/8
S110-60	6	11-5/8	9-5/16	7-9/16



N = Maximum allowable space between pipe ends.

NOTE: Decreasing distance between pipe ends improves stability and is recommended.

PVC White

Part Number	Size	Std Pk	Mstr Ctn	Disc Code	Price Each
Buna-N Gasket					
S110-05	1/2	28	0	024	3.86
S110-07	3/4	24	0	024	5.22
S110-10	1	20	0	024	6.77
S110-12	1-1/4	10	0	024	10.38
S110-15	1-1/2	16	0	024	10.72
S110-20	2	12	0	024	13.94
S110-25	2-1/2	6	0	024	26.21
S110-30	3	4	0	024	34.32
S110-40	4	4	0	024	56.44
S110-60	6	1	0	024	128.36

PVC Gray

Part Number	Size	Std Pk	Mstr Ctn	Disc Code	Price Each
-------------	------	--------	----------	-----------	------------

EPDM Gasket

S110E-05G	1/2	28	0	024	4.60
S110E-07G	3/4	24	0	024	6.17
S110E-10G	1	15	0	024	7.96
S110E-12G	1-1/4	10	0	024	12.27
S110E-15G	1-1/2	16	0	024	12.67
S110E-20G	2	12	0	024	16.44
S110E-25G	2-1/2	6	0	024	30.96
S110E-30G	3	4	0	024	40.48
S110E-40G	4	4	0	024	66.60
S110E-60G	6	1	0	024	151.46

Compression Coupling Nut Wrenches

Part Number	Size	Std Pk	Mstr Ctn	Disc Code	Price Each
CCW-005	1/2	1	50	299	11.93
CCW-007	3/4	1	50	299	12.14
CCW-010	1	1	50	299	12.65
CCW-012	1-1/4	1	50	299	14.32
CCW-015	1-1/2	1	50	299	15.44
CCW-020*	2	1	50	299	17.25
CCW-030**	3	1	25	299	21.22
CCW-060	6	8	0	299	31.92

* CCW-20 - Wrench also fits 2-1/2" Coupling Body

**CCW-30 - Wrench also fits 4" Coupling Body

Compression Coupling Nut Wrench Set

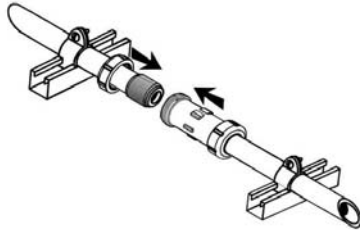
Part Number	Size	Std Pk	Mstr Ctn	Disc Code	Price Each
CCW-000	Set	1	50	299	99.68
Complete Set of Wrenches, Sizes 1/2 - 3					



Schedule 40 Fittings & Accessories Compression Couplings

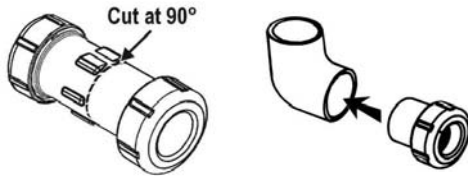
Easy Installation

Spears® Compression Couplings easily install by simply sliding nut over pipe, slip on gasket, then insert into body and tighten nuts.



Convert Fittings to Compression Outlet

Socket-type fittings 3/4" through 3" can be easily converted to compression outlet sizes 1/2" through 2-1/2" by simply cutting the Compression Coupling at the center holding ribs and solvent welding the spigot body into a fitting socket.



Compression Coupling Size (in.)	Body Spigot Size (in.)
1/2	3/4
3/4	1
1	1-1/4
1-1/4	1-1/2
1-1/2	2
2	2-1/2
2-1/2	3

Important Installation Note

WARNING: The compression joints provide a positive seal but do not restrain pipe from thrusts and movement under pressure. Use of compression joint requires blocking connecting pipe to prevent any movement. Failure to do so can result in system failure or severe personal injury. Use in cold water/fluid applications only.

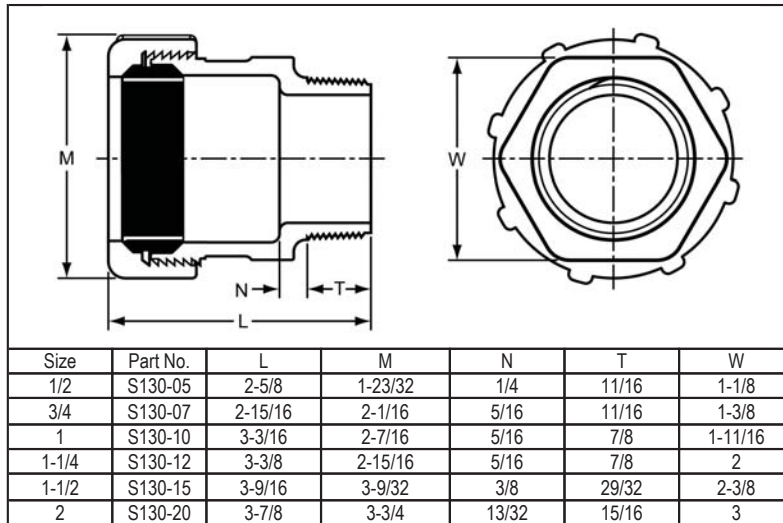
Schedule 40 Fittings & Accessories Compression Male Adapters



- Quickly Adapts Pipe to MIPT Thread
- Easy-Thread Compression Nut
- PVC White with Buna-N Gasket
- 200 psi Pressure Rating
- NSF® Certified for Potable Water Use

Uses same Nut Wrench sets available for Compression Couplings

Basic Dimensions



PVC Compression Male Adapters

Part Number	Size	Std Pk	Mstr Ctn	Disc Code	Price Each
-------------	------	--------	----------	-----------	------------

Buna-N Gasket

S130-05	1/2	25	150	024	3.14
S130-07	3/4	25	200	024	3.79
S130-10	1	25	0	024	4.81
S130-12	1-1/4	25	0	024	7.39
S130-15	1-1/2	25	0	024	7.58
S130-20	2	25	0	024	9.45