




Fabricated Fittings
PVC Schedule 40 & 80 DWV Fabricated Fittings


Size	SCH 40 DWV	SCH 80 DWV
	Disc Code: 390 Part Number Price Each	Disc Code: 400 Part Number Price Each

Size	SCH 40 DWV	SCH 80 DWV
	Disc Code: 390 Part Number Price Each	Disc Code: 400 Part Number Price Each

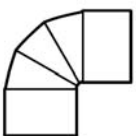
TEE (Soc x Soc x Soc)

	6	3701-060 116.54	3901-060 202.68
	6X2	3701-528* 100.71	3901-528 151.01
	6X3	3701-530* 105.78	3901-530 158.12
	6X4	3701-532 110.64	3901-532 164.16
	8	3701-080 189.84	3901-080 321.71
	8X2	3701-578* 118.41	3901-578 211.51
	8X3	3701-580* 124.17	3901-580 238.31
	8X4	3701-582 127.55	3901-582 243.62
	8X6	3701-585 138.40	3901-585 252.93
	10	3701-100 369.23	3901-100 501.78
	10X2	3701-621* 192.76	3901-621 298.43
	10X3	3701-623* 196.33	3901-623 325.04
	10X4	3701-624 201.13	3901-624 367.71
	10X6	3701-626 245.85	3901-626 449.32
	10X8	3701-628 329.59	3901-628 470.85
	12	3701-120 490.71	3901-120 691.36
	12X2	3701-661* 257.35	3901-661 369.58
	12X3	3701-663* 261.15	3901-663 430.71
	12X4	3701-664 267.72	3901-664 489.34
	12X6	3701-666 310.95	3901-666 569.33
	12X8	3701-668 371.41	3901-668 626.84
	12X10	3701-670 423.23	3901-670 635.05
	14	3701-140* 964.59	3901-140 1241.67
	14X2	3701-691* 408.13	3901-691 654.45
	14X3	3701-693* 451.72	3901-693 732.20
	14X4	3701-694* 503.61	3901-694 805.84
	14X6	3701-696* 591.03	3901-696 945.67
	14X8	3701-698* 704.67	3901-698 1133.01
	14X10	3701-700* 801.01	3901-700 1191.92
	14X12	3701-702* 947.58	3901-702 1203.49
16	3701-160 1365.40	3901-160 1956.12	
16X2	3701-751 581.98	3901-751 839.04	
16X3	3701-753 588.36	3901-753 928.06	
16X4	3701-754 624.56	3901-754 999.23	
16X6	3701-756 675.58	3901-756 1080.84	
16X8	3701-758 790.88	3901-758 1266.11	
16X10	3701-760 994.16	3901-760 1417.55	

TEE (Soc x Soc x Soc) (continued)

	16X12	3701-762 1128.88	3901-762 1797.08
	16X14	3701-764 1339.73	3901-764 1858.28
	18	3701-180 1696.84	3901-180 2111.91
	18X4	3701-784 997.40	3901-784 1159.69
	18X6	3701-786 1013.19	3901-786 1312.28
	18X8	3701-788 1054.77	3901-788 1361.41
	18X10	3701-790 1188.84	3901-790 1375.72
	18X12	3701-792 1266.49	3901-792 1691.18
	18X14	3701-794 1358.41	3901-794 1944.79
	18X16	3701-796 1458.03	3901-796 1987.24
	20	3701-200 2259.68	3901-200 3039.14
	20X4	3701-814 1205.44	3901-814 1610.09
	20X6	3701-816 1275.55	3901-816 1815.75
	20X8	3701-818 1347.84	3901-818 2229.95
	20X10	3701-820 1446.47	3901-820 2303.86
	20X12	3701-822 1531.62	3901-822 2433.54
	20X14	3701-824 1652.83	3901-824 2646.92
	20X16	3701-826 1760.01	3901-826 2695.20
	20X18	3701-828 1941.35	3901-828 2913.97
	24	3701-240 2815.19	3901-240 3645.26
	24X4	3701-904 1659.87	3901-904 1996.06
	24X6	3701-906 1744.75	3901-906 2251.09
	24X8	3701-908 1851.04	3901-908 2435.12
	24X10	3701-910 1955.56	3901-910 2649.68
	24X12	3701-912 2060.67	3901-912 2788.15
	24X14	3701-914 2201.79	3901-914 3091.48
	24X16	3701-916 2328.91	3901-916 3190.04
	24X18	3701-918 2530.18	3901-918 3345.66
24X20	3701-920 2716.49	3901-920 3499.60	

90° ELBOW (Soc x Soc)

	6	3706-060 115.05	3906-060 148.94
	8	3706-080 159.83	3906-080 250.15
	10	3706-100 252.65	3906-100 493.81
	12	3706-120 388.64	3906-120 720.11
	14	3706-140* 520.49	3906-140 1059.49
	16	3706-160 771.87	3906-160 1317.69
	18	3706-180 1147.99	3906-180 1696.33

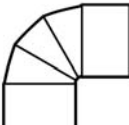
Fabricated Fittings
PVC Schedule 40 & 80 DWV Fabricated Fittings




Size	SCH 40 LOW PR	SCH 80 LOW PR
	Disc Code: 390 Part Number Price Each	Disc Code: 400 Part Number Price Each

Size	SCH 40 DWV	SCH 80 DWV
	Disc Code: 390 Part Number Price Each	Disc Code: 400 Part Number Price Each


90° ELBOW (Soc x Soc) (continued)

	20	3706-200 1291.21	3906-200 2000.03
	24	3706-240 1614.71	3906-240 2992.62


22-1/2° STREET ELL (Spig x Soc)

	6	3742-060 72.67	3942-060 114.98
	8	3742-080 122.85	3942-080 188.25
	10	3742-100* 185.38	3942-100 333.67
	12	3742-120* 293.27	3942-120 487.67
	14	3742-140* 461.07	3942-140 746.57
	16	3742-160 453.78	3942-160 997.94
	18	3742-180 754.83	3942-180 1286.63
	20	3742-200 1149.99	3942-200 1767.57
	24	3742-240 1784.12	3942-240 2022.27


11-1/4° ELBOW (Soc x Soc)

	4	3711-040 41.13	3911-040 55.93
	6	3711-060 66.07	3911-060 104.56
	8	3711-080 111.69	3911-080 171.15
	10	3711-100 168.54	3911-100 303.33
	12	3711-120 266.62	3911-120 443.33
	14	3711-140 419.17	3911-140 678.69
	16	3711-160 571.40	3911-160 907.22
	18	3711-180 639.49	3911-180 1171.17
	20	3711-200 848.25	3911-200 1501.41
	24	3711-240 1516.51	3911-240 1718.56

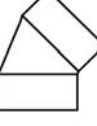
30° ELBOW (Soc x Soc)

	4	3715-040 41.13	3915-040 55.93
	6	3715-060 66.07	3915-060 104.56
	8	3715-080 111.69	3915-080 171.15
	10	3715-100 168.54	3915-100 303.33
	12	3715-120 266.62	3915-120 443.33
	14	3715-140 419.17	3915-140 678.69
	16	3715-160 571.40	3915-160 907.22
	18	3715-180 686.21	3915-180 1171.17
	20	3715-200 848.25	3915-200 1501.41
	24	3715-240 1516.51	3915-240 1718.56

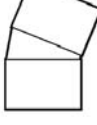
15° ELBOW (Soc x Soc)

	4	3718-040 41.13	3918-040 55.93
	6	3718-060 66.07	3918-060 104.56
	8	3718-080 111.69	3918-080 171.15
	10	3718-100 168.54	3918-100 303.33
	12	3718-120 266.62	3918-120 443.33
	14	3718-140 419.17	3918-140 678.69
	16	3718-160 571.40	3918-160 907.22
	18	3718-180 639.49	3918-180 1171.17
	20	3718-200 848.25	3918-200 1501.41
	24	3718-240 1516.51	3918-240 1718.56


45° ELBOW (Soc x Soc)

	4	3717-040 100.47	3917-040 122.94
	6	3717-060 106.79	3917-060 175.23
	8	3717-080 127.87	3917-080 188.29
	10	3717-100 210.32	3917-100 344.93
	12	3717-120 295.38	3917-120 493.09
	14	3717-140* 512.16	3917-140 708.63
	16	3717-160 632.38	3917-160 917.65
	18	3717-180 729.78	3917-180 1241.33
	20	3717-200 996.44	3917-200 1559.17
	24	3717-240 1324.03	3917-240 1835.55

22-1/2° ELBOW (Soc x Soc)

	4	3716-040 41.13	3916-040 55.93
	6	3716-060 66.07	3916-060 104.56
	8	3716-080 111.69	3916-080 171.15
	10	3716-100* 168.54	3916-100 303.33
	12	3716-120* 266.62	3916-120 443.33
	14	3716-140* 419.17	3916-140 678.69
	16	3716-160 571.40	3916-160 907.22
	18	3716-180 686.21	3916-180 1171.17
	20	3716-200 848.25	3916-200 1501.41
	24	3716-240 1516.51	3916-240 1718.56

45° STREET ELL (Spig x Soc)

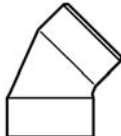
	4	3727-040 100.47	3927-040 122.94
	6	3727-060 106.79	3927-060 175.23
	8	3727-080 127.87	3927-080 188.29
	10	3727-100* 210.32	3927-100 344.93
	12	3727-120* 295.38	3927-120 493.09
	14	3727-140* 512.16	3927-140 708.63



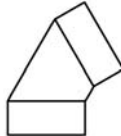
Fabricated Fittings
PVC Schedule 40 & 80 DWV Fabricated Fittings

Size	SCH 40 DWV	SCH 80 DWV
	Disc Code: 390	Disc Code: 400
	Part Number	Part Number
	Price Each	Price Each

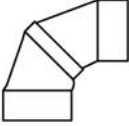
45° STREET ELL (Spig x Soc) (continued)

	16	3727-160 632.38	3927-160 917.65
	18	3727-180 729.78	3927-180 1241.33
	20	3727-200 996.44	3927-200 1559.17
	24	3727-240 1324.03	3927-240 1835.55

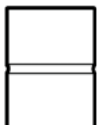
60° ELBOW (Soc x Soc)

	4	3724-040 121.35	---
	6	3724-060* 127.62	3924-060 186.16
	8	3724-080* 182.08	3924-080 312.74
	10	3724-100* 305.13	3924-100 586.19
	12	3724-120* 399.78	3924-120 862.77
	14	3724-140* 732.80	3924-140 1253.71
	16	3724-160 890.94	3924-160 1523.31
	18	3724-180 1144.59	3924-180 1696.33
	20	3724-200 1221.01	3924-200 2000.03
	24	3724-240 1573.16	3924-240 2136.66

90° STREET ELL (Spig x Soc)


	4	---	3909-040 140.14
	6	3709-060* 122.13	3909-060 166.07
	8	3709-080* 168.00	3909-080 273.49
	10	3709-100* 280.72	3909-100 542.07
	12	3709-120* 409.11	3909-120 796.41
	14	3709-140* 565.74	3909-140 1163.83
	16	3709-160 879.91	3909-160 1445.39
	18	3709-180 1272.57	3909-180 1861.40
	20	3709-200 1434.48	3909-200 2196.24
	24	3709-240 1793.78	3909-240 2346.36

COUPLING (Soc x Soc)


	8	3729-080 72.92	3929-080 161.42
	10	3729-100 89.66	3929-100 175.80
	12	3729-120 131.99	3929-120 202.64
	14	3729-140 214.33	3929-140 405.21
	16	3729-160 239.05	3929-160 481.75
	18	3729-180 407.66	3929-180 949.59
	20	3729-200 711.17	3929-200 1170.80
	24	3729-240 987.67	3929-240 2019.72

Size	SCH 40 DWV	SCH 80 DWV
	Disc Code: 390	Disc Code: 400
	Part Number	Part Number
	Price Each	Price Each

REPAIR COUPLING (Gasket x Gasket)

	4	3728-040 70.67	3928-040 82.57
	6	3728-060 98.31	3928-060 116.36
	8	3728-080 154.75	3928-080 196.84
	10	3728-100 204.17	3928-100 275.43
	12	3728-120 256.14	3928-120 350.02
	14	3728-140 444.46	3928-140 775.04
	16	3728-160 654.84	3928-160 1162.79
	18	3728-180 856.07	3928-180 1511.54
	20	3728-200 1329.37	3928-200 1813.86
	24	3728-240 1802.95	3928-240 2446.61

REDUCER COUPLING (Soc x Soc)

	6X2	3729-528* 106.04	3929-528 183.86
	6X3	3729-530* 104.38	3929-530 135.82
	6X4	3729-532 37.87	3929-532 89.36
	8X2	3729-578 178.37	3929-578 248.39
	8X3	3729-580 165.13	3929-580 217.09
	8X4	3729-582* 93.87	3929-582 171.56
	8X6	3729-585* 80.68	3929-585 157.88
	10X4	3729-624* 211.83	3929-624 403.03
	10X6	3729-626* 197.41	3929-626 321.58
	10X8	3729-628* 138.17	3929-628 171.88
	12X4	3729-664* 398.29	3929-664 579.08
	12X6	3729-666* 302.00	3929-666 477.46
	12X8	3729-668* 265.79	3929-668 414.33
	12X10	3729-670* 201.13	3929-670 254.49
	14X4	3729-694* 640.96	3929-694 783.55
	14X6	3729-696* 620.52	3929-696 699.88
	14X8	3729-698* 449.17	3929-698 688.42
	14X10	3729-700* 379.36	3929-700 581.19
	14X12	3729-702* 336.89	3929-702 371.54
	16X4	3729-754 686.02	3929-754 1151.38
	16X6	3729-756 631.89	3929-756 1079.43
	16X8	3729-758 574.99	3929-758 1019.47
	16X10	3729-760 513.52	3929-760 708.78
	16X12	3729-762 466.20	3929-762 651.57
16X14	3729-764 404.32	3929-764 549.29	
18X6	3729-786 1141.97	3929-786 1664.12	

**Fabricated Fittings
PVC Schedule 40 & 80 DWV Fabricated Fittings**



Size	SCH 40 DWV Disc Code: 390	SCH 80 DWV Disc Code: 400
	Part Number Price Each	Part Number Price Each

REDUCER COUPLING (Soc x Soc) (continued)

	18X8	3729-788 968.57	3929-788 1539.96
	18X10	3729-790 903.76	3929-790 1415.22
	18X12	3729-792 846.17	3929-792 1182.77
	18X14	3729-794 780.37	3929-794 1145.33
	18X16	3729-796 582.94	3929-796 978.99
	20X6	3729-816 1430.35	3929-816 2340.06
	20X8	3729-818 1385.24	3929-818 2312.98
	20X10	3729-820 1214.44	3929-820 2295.79
	20X12	3729-822 1197.80	3929-822 2153.01
	20X14	3729-824 1183.01	3929-824 2135.89
	20X16	3729-826 1116.02	3929-826 1710.54
	20X18	3729-828 985.94	3929-828 1179.55
	24X6	3729-906 2876.69	3929-906 3956.64
	24X8	3729-908 2794.27	3929-908 3923.63
	24X10	3729-910 2310.33	3929-910 3910.22
	24X12	3729-912 2234.16	3929-912 3847.04
	24X14	3729-914 2118.48	3929-914 3834.16
	24X16	3729-916 1945.19	3929-916 3686.85
	24X18	3729-918 1722.43	3929-918 2810.95
	24X20	3729-920 1294.84	3929-920 2520.93

ECCENTRIC REDUCER COUPLING (Soc x Soc)

	3X2	3729-338E 33.63	3929-338E 46.85
	4X2	3729-420E ² 45.67	3929-420E ² 119.53
	4X3	3729-422E 42.21	3929-422E 55.31
	6X2	3729-528E ^{3*} 103.09	3929-528E ³ 155.61
	6X3	3729-530E ^{2*} 94.96	3929-530E ² 151.18
	6X4	3729-532E ² 47.48	3929-532E 115.31
	8X3	3729-580E ^{3*} 195.86	3929-580E ³ 219.72
	8X4	3729-582E ^{2*} 97.80	3929-582E ² 199.43
	8X6	3729-585E ¹ 79.06	3929-585E 153.36
	10X4	3729-624E ^{2*} 223.63	3929-624E ³ 337.48
	10X6	3729-626E ¹ 205.62	3929-626E ² 286.43
	10X8	3729-628E ¹ 193.86	3929-628E 264.67
	12X4	3729-664E ^{3*} 417.24	3929-664E ⁴ 516.08
	12X6	3729-666E ^{2*} 342.84	3929-666E ³ 424.73
	12X8	3729-668E ^{2*} 227.35	3929-668E ² 366.94
	12X10	3729-670E ¹ 197.12	3929-670E 234.55

Size	SCH 40 DWV Disc Code: 390	SCH 80 DWV Disc Code: 400
	Part Number Price Each	Part Number Price Each

ECCENTRIC REDUCER COUPLING (Soc x Soc) (continued)

	14X6	3729-696E ³ 696.46	3929-696E ⁴ 840.68
	14X8	3729-698E ³ 570.52	3929-698E ³ 752.04
	14X10	3729-700E ² 517.91	3929-700E ² 544.46
	14X12	3729-702E 316.62	3929-702E 500.72
	16X6	3729-756E ³ 727.75	3929-756E ⁵ 1553.20
	16X8	3729-758E ³ 717.55	3929-758E ³ 1422.29
	16X10	3729-760E ² 530.60	3929-760E ³ 1034.67
	16X12	3729-762E 504.89	3929-762E ² 918.62
	16X14	3729-764E 448.63	3929-764E 711.53
	18X6	3729-786E ⁴ 1034.39	3929-786E ⁶ 2144.06
	18X8	3729-788E ⁴ 1019.07	3929-788E ⁵ 2052.44
	18X10	3729-790E ³ 946.11	3929-790E ⁴ 1917.95
	18X12	3729-792E ² 853.85	3929-792E ³ 1711.92
	18X14	3729-794E ² 754.93	3929-794E ² 1411.37
	18X16	3729-796E 608.98	3929-796E 1377.17

2=Two-Step Design, 3=Three-Step Design, 4=Four-Step Design, 5=Five-Step Design, 6=Six-Step Design

CROSS (Soc x Soc x Soc x Soc)

	4	3720-040 256.96	---
	4X2	---	3920-420 128.75
	4X3	---	3920-422 141.68
	6	3720-060 149.72	3920-060 349.19
	6X2	3720-528 112.39	3920-528 180.92
	6X3	3720-530 133.09	3920-530 203.92
	6X4	3720-532 146.74	3920-532 251.77
	8	3720-080 302.39	3920-080 420.56
	8X2	3720-578 194.14	3920-578 228.28
	8X3	3720-580 210.04	3920-580 242.52
	8X4	3720-582 230.75	3920-582 260.17
	8X6	3720-585 290.34	3920-585 337.18
	10	3720-100 492.23	3920-100 899.75
	10X2	3720-621 206.18	3920-621 413.19
	10X3	3720-623 237.47	3920-623 478.12
	10X4	3720-624 272.42	3920-624 490.23
	10X6	3720-626 312.40	3920-626 599.02
	10X8	3720-628 438.59	3920-628 790.47
	12	3720-120 648.92	3920-120 1267.88
	12X2	3720-661 272.48	3920-661 559.38

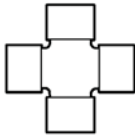


Fabricated Fittings
PVC Schedule 40 & 80 DWV Fabricated Fittings

Size	SCH 40 DWV	SCH 80 DWV
	Disc Code: 390	Disc Code: 400
	Part Number	Part Number
	Price Each	Price Each

CROSS (Soc x Soc x Soc x Soc) (continued)

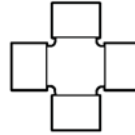
12X3	3720-663 305.82	3920-663 625.27
12X4	3720-664 323.31	3920-664 652.46
12X6	3720-666 395.19	3920-666 757.61
12X8	3720-668 480.24	3920-668 905.02
12X10	3720-670 557.41	3920-670 1031.31
14	3720-140 1077.99	3920-140 2254.40
14X2	3720-691 531.85	3920-691 849.16
14X3	3720-693 592.18	3920-693 935.49
14X4	3720-694 657.46	3920-694 1045.88
14X6	3720-696 739.54	3920-696 1173.82
14X8	3720-698 852.00	3920-698 1350.13
14X10	3720-700 968.07	3920-700 1616.67
14X12	3720-702 1024.18	3920-702 1894.16
16	3720-160 1574.71	3920-160 2858.03
16X2	3720-751 729.81	3920-751 1151.72
16X3	3720-753 802.09	3920-753 1258.22
16X4	3720-754 832.74	3920-754 1332.33
16X6	3720-756 900.67	3920-756 1441.11
16X8	3720-758 1055.08	3920-758 1688.09
16X10	3720-760 1256.81	3920-760 1943.99
16X12	3720-762 1444.37	3920-762 2309.34
16X14	3720-764 1516.61	3920-764 2723.43
18	3720-180 2230.98	3920-180 3528.26
18X4	3720-784 902.92	3920-784 1681.48
18X6	3720-786 1273.02	3920-786 1921.92
18X8	3720-788 1442.29	3920-788 2292.78
18X10	3720-790 1559.93	3920-790 2598.43
18X12	3720-792 1658.54	3920-792 2882.65
18X14	3720-794 1747.72	3920-794 3080.84
18X16	3720-796 2028.41	3920-796 3346.52
20	3720-200 3795.47	3920-200 5956.54
20X4	3720-814 1594.17	3920-814 2209.73
20X6	3720-816 1655.49	3920-816 2390.37
20X8	3720-818 2056.62	3920-818 2601.24
20X10	3720-820 2349.43	3920-820 3053.78
20X12	3720-822 2451.60	3920-822 3380.00
20X14	3720-824 2666.73	3920-824 3651.53



Size	SCH 40 DWV	SCH 80 DWV
	Disc Code: 390	Disc Code: 400
	Part Number	Part Number
	Price Each	Price Each

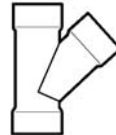
CROSS (Soc x Soc x Soc x Soc) (continued)

20X16	3720-826 2999.00	3920-826 4060.64
20X18	3720-828 3244.81	3920-828 4843.02
24	3720-240 4998.78	3920-240 7220.62
24X4	3720-904 2037.68	3920-904 2439.46
24X6	3720-906 2419.31	3920-906 2781.83
24X8	3720-908 2575.44	3920-908 3630.64
24X10	3720-910 2753.22	3920-910 3940.81
24X12	3720-912 3032.13	3920-912 4520.83
24X14	3720-914 3118.65	3920-914 5306.63
24X16	3720-916 3456.43	3920-916 5626.53
24X18	3720-918 3860.25	3920-918 5909.71
24X20	3720-920 4674.09	3920-920 6293.38



WYE (Soc x Soc x Soc)

8	3775-080 209.76	3975-080 350.74
8X2	3775-578 136.85	3975-578 248.07
8X3	3775-580' 142.23	3975-580 274.40
8X4	3775-582 148.11	3975-582 281.26
8X6	3775-585 194.39	3975-585 284.15
10	3775-100 419.06	3975-100 626.00
10X2	3775-621' 245.03	3975-621 361.17
10X3	3775-623' 256.64	3975-623 376.44
10X4	3775-624 263.74	3975-624 387.13
10X6	3775-626' 318.00	3975-626 489.19
10X8	3775-628 389.76	3975-628 532.74
12	3775-120 552.81	3975-120 947.13
12X2	3775-661' 291.54	3975-661 607.47
12X3	3775-663' 302.76	3975-663 614.74
12X4	3775-664' 313.12	3975-664 625.08
12X6	3775-666' 373.12	3975-666 681.95
12X8	3775-668' 414.57	3975-668 757.75
12X10	3775-670 487.17	3975-670 890.28
14	3775-140' 1189.69	3975-140 1438.45
14X2	3775-691' 591.88	3975-691 972.38
14X3	3775-693' 620.75	3975-693 987.19
14X4	3775-694' 631.15	3975-694 995.13
14X6	3775-696' 681.23	3975-696 1089.96
14X8	3775-698' 779.57	3975-698 1207.59



Fabricated Fittings
PVC Schedule 40 & 80 DWV Fabricated Fittings

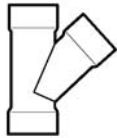


Size	SCH 40 DWV	SCH 80 DWV
	Disc Code: 390 Part Number Price Each	Disc Code: 400 Part Number Price Each

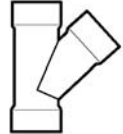
Size	SCH 40 DWV	SCH 80 DWV
	Disc Code: 390 Part Number Price Each	Disc Code: 400 Part Number Price Each

WYE (Soc x Soc x Soc) (continued)

14X10	3775-700* 833.31	3975-700 1260.87
14X12	3775-702* 1065.43	3975-702 1336.37
16	3775-160 1513.68	3975-160 2214.28
16X2	3775-751 672.53	3975-751 1127.92
16X3	3775-753 711.52	3975-753 1142.14
16X4	3775-754 743.78	3975-754 1190.00
16X6	3775-756* 800.48	3975-756 1280.73
16X8	3775-758 912.76	3975-758 1349.63
16X10	3775-760 1096.51	3975-760 1477.49
16X12	3775-762 1194.15	3975-762 1979.85
16X14	3775-764 1447.09	3975-764 2107.73
18	3775-180 1740.56	3975-180 2974.62
18X4	3775-784 1192.58	3975-784 1538.05
18X6	3775-786* 1211.79	3975-786 1563.84
18X8	3775-788 1251.29	3975-788 1685.66
18X10	3775-790 1331.20	3975-790 1734.58
18X12	3775-792 1457.91	3975-792 1909.45
18X14	3775-794 1593.88	3975-794 2319.26
18X16	3775-796 1689.82	3975-796 2796.19
20	3775-200 2565.14	3975-200 5072.83
20X4	3775-814 1381.98	3975-814 1793.96
20X6	3775-816* 1387.01	3975-816 1940.66
20X8	3775-818 1489.00	3975-818 2412.35
20X10	3775-820 1540.94	3975-820 2510.82
20X12	3775-822 1739.48	3975-822 2764.03
20X14	3775-824 2023.20	3975-824 3203.15
20X16	3775-826 2222.05	3975-826 3289.81
20X18	3775-828 2401.45	3975-828 3438.77
24	3775-240 3191.86	3975-240 5712.04
24X4	3775-904 1723.04	3975-904 2554.79
24X6	3775-906* 1900.94	3975-906 2806.17
24X8	3775-908 2014.48	3975-908 3248.67
24X10	3775-910 2165.69	3975-910 3293.49
24X12	3775-912 2234.85	3975-912 3612.23
24X14	3775-914 2341.93	3975-914 3809.29
24X16	3775-916 2474.88	3975-916 4369.00
24X18	3775-918 2647.92	3975-918 5130.01

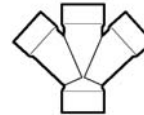


WYE (Soc x Soc x Soc) (continued)

	24X20	3775-920 2988.49	3975-920 5297.14
---	-------	---------------------	---------------------

DOUBLE WYE (Soc x Soc x Soc x Soc)

6	3776-060 155.37	3976-060 198.88
6X4	3776-532 121.56	3976-532 184.73
8	3776-080* 299.66	3976-080 383.58
8X2	3776-578* 163.16	3976-578 219.36
8X3	3776-580* 174.32	3976-580 227.07
8X4	3776-582* 181.71	3976-582 258.49
8X6	3776-585* 229.44	3976-585 330.33
10	3776-100* 439.52	3976-100 703.25
10X2	3776-621* 232.25	3976-621 389.52
10X3	3776-623* 242.66	3976-623 399.37
10X4	3776-624* 254.81	3976-624 407.68
10X6	3776-626* 315.23	3976-626 504.35
10X8	3776-628* 381.69	3976-628 609.32
12	3776-120* 717.57	3976-120 1150.75
12X2	3776-661* 314.38	3976-661 642.34
12X3	3776-663* 324.72	3976-663 648.00
12X4	3776-664* 331.99	3976-664 653.56
12X6	3776-666* 395.19	3976-666 768.96
12X8	3776-668* 504.43	3976-668 934.14
12X10	3776-670* 645.79	3976-670 1054.87
14	3776-140* 1272.75	3976-140 1598.38
14X2	3776-691* 606.52	3976-691 1137.37
14X3	3776-693* 634.83	3976-693 1170.91
14X4	3776-694* 661.52	3976-694 1180.98
14X6	3776-696* 736.45	3976-696 1207.59
14X8	3776-698* 853.44	3976-698 1278.63
14X10	3776-700* 901.92	3976-700 1349.63
14X12	3776-702* 1168.07	3976-702 1520.15
16	3776-160 1670.46	3976-160 2484.22
16X2	3776-751 784.36	3976-751 1334.44
16X3	3776-753 831.25	3976-753 1345.64
16X4	3776-754 843.55	3976-754 1349.63
16X6	3776-756* 892.40	3976-756 1427.78



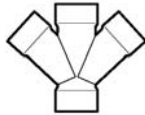


Fabricated Fittings
PVC Schedule 40 & 80 DWV Fabricated Fittings

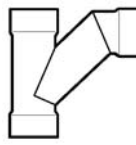
Size	SCH 40 DWV	SCH 80 DWV
	Disc Code: 390 Part Number Price Each	Disc Code: 400 Part Number Price Each

Size	SCH 40 DWV	SCH 80 DWV
	Disc Code: 390 Part Number Price Each	Disc Code: 400 Part Number Price Each

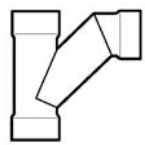
DOUBLE WYE (Soc x Soc x Soc x Soc) (continued)

	16X8	3776-758 976.72	3976-758 1562.74
	16X10	3776-760 1196.29	3976-760 1782.95
	16X12	3776-762 1289.27	3976-762 1917.94
	16X14	3776-764 1543.98	3976-764 2280.96
	18	3776-180 2333.55	3976-180 3280.63
	18X4	3776-784 1287.89	3976-784 1727.73
	18X6	3776-786 1308.65	3976-786 2003.32
	18X8	3776-788 1403.52	3976-788 2055.40
	18X10	3776-790 1708.82	3976-790 2073.48
	18X12	3776-792 1740.68	3976-792 2227.84
	18X14	3776-794 1869.08	3976-794 2534.33
	18X16	3776-796 1918.24	3976-796 2962.29
	20	3776-200 3034.21	3976-200 5298.00
	20X4	3776-814 1460.77	3976-814 2126.39
	20X6	3776-816 1536.66	3976-816 2261.37
	20X8	3776-818 1562.11	3976-818 2445.94
	20X10	3776-820 2057.14	3976-820 2805.79
	20X12	3776-822 2251.89	3976-822 3113.53
	20X14	3776-824 2459.34	3976-824 3268.93
	20X16	3776-826 2683.66	3976-826 4157.19
	20X18	3776-828 2935.08	3976-828 4420.68
	24	3776-240 3777.89	3976-240 6837.86
	24X4	3776-904 1882.15	3976-904 2764.03
	24X6	3776-906 2081.00	3976-906 3032.61
	24X8	3776-908 2135.27	3976-908 3319.81
	24X10	3776-910 2246.54	3976-910 3489.24
	24X12	3776-912 2378.29	3976-912 3578.63
	24X14	3776-914 2527.22	3976-914 4817.62
24X16	3776-916 2749.42	3976-916 6018.28	
24X18	3776-918 2776.77	3976-918 6102.65	
24X20	3776-920 3568.63	3976-920 6434.39	

COMBO WYE (Soc x Soc x Soc) (continued)

	8X4	3777-582 219.41	3977-582 359.07
	8X6	3777-585 248.63	3977-585 397.77
	10	3777-100 563.03	3977-100 994.48
	10X2	3777-621 257.13	3977-621 416.77
	10X3	3777-623 269.31	3977-623 432.57
	10X4	3777-624 275.26	3977-624 440.43
	10X6	3777-626 346.29	3977-626 554.08
	10X8	3777-628 430.89	3977-628 724.55
	12	3777-120 817.35	3977-120 1248.39
	12X2	3777-661 416.68	3977-661 680.56
	12X3	3777-663 425.48	3977-663 691.80
	12X4	3777-664 435.06	3977-664 696.16
	12X6	3777-666 483.43	3977-666 777.87
	12X8	3777-668 542.36	3977-668 923.48
	12X10	3777-670 674.80	3977-670 1079.76
	14	3777-140 1415.75	3977-140 1909.08
	14X2	3777-691 626.97	3977-691 1048.79
	14X3	3777-693 641.13	3977-693 1060.88
	14X4	3777-694 678.06	3977-694 1084.80
	14X6	3777-696 771.52	3977-696 1234.46
	14X8	3777-698 848.81	3977-698 1291.93
	14X10	3777-700 1004.55	3977-700 1469.55
	14X12	3777-702 1185.38	3977-702 1784.76
	16	3777-160 1662.43	3977-160 2659.93
	16X2	3777-751 814.92	3977-751 1325.36
	16X3	3777-753 830.01	3977-753 1345.57
	16X4	3777-754 849.79	3977-754 1359.59
	16X6	3777-756 898.79	3977-756 1438.08
	16X8	3777-758 988.82	3977-758 1633.82
	16X10	3777-760 1118.77	3977-760 1790.06
	16X12	3777-762 1200.98	3977-762 1921.45
	16X14	3777-764 1474.36	3977-764 2313.36
18	3777-180 2093.48	3977-180 3631.98	
18X4	3777-784 1276.35	3977-784 1611.27	
18X6	3777-786 1316.11	3977-786 1709.26	
18X8	3777-788 1351.61	3977-788 1883.52	
18X10	3777-790 1438.76	3977-790 2025.79	

COMBO WYE (Soc x Soc x Soc)

	6	3777-060 197.67	3977-060 316.37
	6X4	3777-532 154.00	3977-532 277.92
	8	3777-080 315.23	3977-080 521.24
	8X2	3777-578 172.85	3977-578 343.01
	8X3	3777-580 215.39	3977-580 351.41

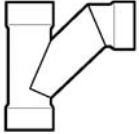
**Fabricated Fittings
PVC Schedule 40 & 80 DWV Fabricated Fittings**



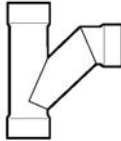
Size	SCH 40 DWV Disc Code: 390	SCH 80 DWV Disc Code: 400
	Part Number Price Each	Part Number Price Each

Size	SCH 40 DWV Disc Code: 390	SCH 80 DWV Disc Code: 400
	Part Number Price Each	Part Number Price Each

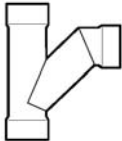
COMBO WYE (Soc x Soc x Soc) (continued)

	18X12	3777-792 1495.47	3977-792 2673.08
	18X14	3777-794 1698.01	3977-794 3058.29
	18X16	3777-796 1931.37	3977-796 3288.36
	20	3777-200 2712.71	3977-200 6691.89
	20X4	3777-814 1411.21	3977-814 1782.68
	20X6	3777-816 1528.28	3977-816 1974.18
	20X8	3777-818 1557.25	3977-818 2459.12
	20X10	3777-820 1632.52	3977-820 2748.87
	20X12	3777-822 2051.89	3977-822 3247.02
	20X14	3777-824 2160.07	3977-824 3578.75
	20X16	3777-826 2416.89	3977-826 4557.56
	20X18	3777-828 2469.81	3977-828 6231.77
	24	3777-240 3664.36	3977-240 7126.43
	24X4	3777-904 1881.34	3977-904 2885.79
	24X6	3777-906 2054.36	3977-906 3070.49
	24X8	3777-908 2291.68	3977-908 3201.52
	24X10	3777-910 2453.49	3977-910 3784.07
	24X12	3777-912 2555.56	3977-912 4073.09
	24X14	3777-914 2602.65	3977-914 4859.00
	24X16	3777-916 3009.60	3977-916 5672.76
24X18	3777-918 3215.08	3977-918 6430.65	
24X20	3777-920 3266.33	3977-920 6825.43	

SANITARY TEE (Soc x Soc x Soc) (continued)

	12X2	3790-661' 410.27	3990-661 644.24
	12X3	3790-663' 414.95	3990-663 654.80
	12X4	3790-664' 427.08	3990-664 681.95
	12X6	3790-666' 465.66	3990-666 763.64
	12X8	3790-668' 518.46	3990-668 907.05
	12X10	3790-670' 653.08	3990-670 1050.83
	14	3790-140' 1404.22	3990-140 1860.47
	14X2	3790-691' 556.37	3990-691 1015.99
	14X3	3790-693' 603.71	3990-693 1031.33
	14X4	3790-694' 609.61	3990-694 1052.04
	14X6	3790-696' 727.02	3990-696 1199.59
	14X8	3790-698' 829.24	3990-698 1261.87
	14X10	3790-700' 996.07	3990-700 1434.56
	14X12	3790-702' 1174.27	3990-702 1724.44
	16	3790-160 1806.57	3990-160 2220.06
	16X2	3790-751 809.62	3990-751 1254.55
	16X3	3790-753 817.55	3990-753 1305.12
	16X4	3790-754 835.94	3990-754 1346.08
	16X6	3790-756 888.59	3990-756 1424.26
	16X8	3790-758 979.97	3990-758 1594.93
	16X10	3790-760 1107.38	3990-760 1762.53
	16X12	3790-762 1188.93	3990-762 1894.79
	16X14	3790-764 1424.99	3990-764 2067.36
	18	3790-180 1850.13	3990-180 3588.76
	18X4	3790-784 985.94	3990-784 1559.91
	18X6	3790-786 1057.42	3990-786 1654.58
	18X8	3790-788 1326.53	3990-788 1845.04
	18X10	3790-790 1509.42	3990-790 1991.28
	18X12	3790-792 1550.57	3990-792 2593.32
	18X14	3790-794 1767.65	3990-794 2667.31
18X16	3790-796 1908.27	3990-796 3268.85	
20	3790-200 2499.27	3990-200 6588.60	
20X4	3790-814 1043.73	3990-814 1748.97	
20X6	3790-816 1194.28	3990-816 1900.33	
20X8	3790-818 1288.25	3990-818 2414.16	
20X10	3790-820 1453.43	3990-820 2684.02	
20X12	3790-822 1627.40	3990-822 3173.36	

SANITARY TEE (Soc x Soc x Soc)

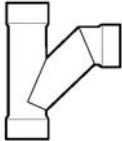
	6	3790-060 169.97	3990-060 285.86
	6X4	3790-532' 127.34	3990-532 225.95
	8	3790-080' 311.44	3990-080 517.57
	8X2	3790-578' 159.32	3990-578 283.11
	8X3	3790-580' 210.53	3990-580 322.46
	8X4	3790-582' 199.78	3990-582 343.80
	8X6	3790-585' 239.32	3990-585 382.83
	10	3790-100' 556.81	3990-100 983.05
	10X2	3790-621' 244.49	3990-621 381.09
	10X3	3790-623' 248.63	3990-623 391.93
	10X4	3790-624' 266.39	3990-624 426.22
	10X6	3790-626' 342.84	3990-626 539.87
	10X8	3790-628' 419.78	3990-628 695.38
	12	3790-120' 797.33	3990-120 1213.62



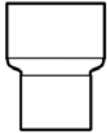
Fabricated Fittings PVC Schedule 40 & 80 DWV Fabricated Fittings

Size	SCH 40 DWV	SCH 80 DWV
	Disc Code: 390 Part Number Price Each	Disc Code: 400 Part Number Price Each

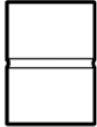
SANITARY TEE (Soc x Soc x Soc) (continued)

	20X14	3790-824 1935.36	3990-824 3442.62
	20X16	3790-826 2231.48	3990-826 4476.45
	20X18	3790-828 2404.57	3990-828 6197.12
	24	3790-240 3270.01	3990-240 7070.49
	24X4	3790-904 1528.33	3990-904 2818.45
	24X6	3790-906 1696.79	3990-906 2955.02
	24X8	3790-908 2251.96	3990-908 3091.56
	24X10	3790-910 2434.87	3990-910 3703.02
	24X12	3790-912 2544.26	3990-912 3988.01
	24X14	3790-914 2595.61	3990-914 4807.60
	24X16	3790-916 2976.74	3990-916 5518.78
	24X18	3790-918 3120.46	3990-918 6346.68
	24X20	3790-920 3233.16	3990-920 6703.52


IPS X SEWER ADAPTER (Soc x Spig)

	4	3729-04013IXS 17.51	---
	6	3729-06013IXS 36.95	---
	8	3729-08013IXS 71.53	---
	10	3729-10013IXS 193.69	---
	12	3729-12013IXS 210.73	---


IPS X SEWER ADAPTER (Soc x Soc)

	4	3729-040IXS 30.11	---
	6	3729-060IXS 55.01	---
	8	3729-080IXS 88.39	---
	10	3729-100IXS 142.93	---
	12	3729-120IXS 211.54	---

IPS X SEWER ADAPTER (Spig x Soc)


	4	3729-04031IXS 22.98	---
	6	3729-06031IXS 53.21	---
	8	3729-08031IXS 87.15	---
	10	3729-10031IXS 135.67	---
	12	3729-12031IXS 201.51	---

CAP (Soc)


	10	3747-100* 116.99	3947-100 228.44
	12	3747-120* 147.74	3947-120 395.49
	14	3747-140* 251.21	3947-140 448.54
	16	3747-160 321.58	3947-160 592.00
	18	3747-180 355.83	3947-180 777.78
	20	3747-200 626.78	3947-200 898.79

Size	SCH 40 DWV	SCH 80 DWV
	Disc Code: 390 Part Number Price Each	Disc Code: 400 Part Number Price Each

CAP (Soc) (continued)


	24	3747-240 926.49	3947-240 1042.91
---	----	--------------------	---------------------

SPIGOT PLUG (Spigot)

	6	3749-060 45.22	3949-060 136.77
	8	3749-080 115.51	3949-080 230.84
	10	3749-100 131.73	3949-100 291.85
	12	3749-120 188.81	3949-120 464.69
	14	3749-140 320.34	---
	16	3749-160 390.34	3949-160 675.96

CLEANOUT ADAPTER WITH PLUG (Spig x Cleanout)

SOLD AS SET ONLY (Non-Pressure Rated)

	2	---	3978-020* 96.63
	3	---	3978-030* 123.80
	4	---	3978-040* 155.58
	5	---	3978-050* 165.38
	6	---	3978-060* 175.20
	8	---	3978-080* 278.69
	10	---	3978-100* 465.43
	12	---	3978-120* 649.82
	14	---	3978-140* 805.83
	16	---	3978-160* 1584.95
	18	---	3978-180* 1897.85
	24	---	3978-240* 2332.21

* HDPE Plug

Part Number	Size	Std Pk	Mstr Ctn	Disc Code	Price Each
-------------	------	--------	----------	-----------	------------

Saddle

IPS O.D.x Socket Schedule 40



Non Pressure Rated

3763-528	6X2	1	10	390	35.83
3763-530	6X3	1	10	390	36.68
3763-532	6X4	1	10	390	38.15
3763-578	8X2	1	10	390	52.81
3763-580	8X3	1	10	390	53.33
3763-582	8X4	1	10	390	53.98
3763-585	8X6	1	10	390	55.51
3763-621	10X2	1	5	390	66.74
3763-623	10X3	1	10	390	67.67
3763-624	10X4	1	8	390	67.95
3763-626	10X6	1	5	390	79.52
3763-628	10X8	1	5	390	127.61
3763-661	12X2	1	10	390	78.93
3763-663	12X3	1	10	390	80.39
3763-664	12X4	1	10	390	82.11
3763-666	12X6	1	4	390	95.22

Fabricated Fittings
PVC Schedule 40 & 80 DWV Fabricated Fittings



Part Number	Size	Std Pk	Mstr Ctn	Disc Code	Price Each
-------------	------	--------	----------	-----------	------------

Saddle (continued)

IPS O.D.x Socket Schedule 40

3763-668	12X8	1	5	390	151.80
3763-670	12X10	1	4	390	219.51
3763-691	14X2	1	10	390	101.16
3763-693	14X3	1	8	390	168.11
3763-694	14X4	1	5	390	115.48
3763-696	14X6	1	10	390	117.80
3763-698	14X8	1	4	390	180.77
3763-700	14X10	1	3	390	232.54
3763-702	14X12	1	4	390	256.32
3763-751	16X2	1	5	390	107.66
3763-753	16X3	1	5	390	109.14
3763-754	16X4	1	10	390	110.80
3763-756	16X6	1	3	390	126.94
3763-758	16X8	1	3	390	188.67
3763-760	16X10	1	0	390	239.80
3763-762	16X12	1	0	390	265.75
3763-764	16X14	1	0	390	276.25
3763-781	18X2	1	5	390	157.82
3763-783	18X3	1	5	390	160.89
3763-784	18X4	1	10	390	163.35
3763-786	18X6	1	4	390	173.93
3763-788	18X8	1	0	390	253.79
3763-790	18X10	1	0	390	281.34
3763-792	18X12	1	0	390	289.11
3763-794	18X14	1	0	390	436.77
3763-796	18X16	1	0	390	570.18
3763-811	20X2	1	5	390	158.19
3763-813	20X3	1	4	390	160.36
3763-814	20X4	1	4	390	168.19
3763-816	20X6	1	0	390	175.66
3763-818	20X8	1	5	390	253.46
3763-820	20X10	1	0	390	281.35
3763-822	20X12	1	0	390	401.12
3763-824	20X14	1	0	390	437.67
3763-826	20X16	1	0	390	572.27
3763-828	20X18	1	0	390	648.56
3763-901	24X2	1	5	390	150.91
3763-903	24X3	1	5	390	166.80
3763-904	24X4	1	5	390	168.65
3763-906	24X6	1	5	390	178.92
3763-908	24X8	1	5	390	255.81
3763-910	24X10	1	0	390	284.56
3763-912	24X12	1	0	390	402.54
3763-914	24X14	1	0	390	450.77
3763-916	24X16	1	0	390	506.61
3763-918	24X18	1	0	390	682.74
3763-920	24X20	1	0	390	764.43

Saddle

IPS O.D. x Sockett Schedule 80



Non Pressure Rated

3963-528	6X2	1	5	400	60.22
3963-530	6X3	1	5	400	60.76
3963-532	6X4	1	5	400	61.28
3963-578	8X2	1	4	400	85.07
3963-580	8X3	1	8	400	86.11
3963-582	8X4	1	5	400	87.03
3963-585	8X6	1	5	400	89.06
3963-621	10X2	1	5	400	78.77
3963-623	10X3	1	5	400	79.88
3963-624	10X4	1	8	400	80.22
3963-626	10X6	1	5	400	93.28
3963-628	10X8	1	5	400	149.49
3963-661	12X2	1	10	400	93.06

Part Number	Size	Std Pk	Mstr Ctn	Disc Code	Price Each
-------------	------	--------	----------	-----------	------------

Saddle (continued)

IPS O.D. x Sockett Schedule 80

3963-663	12X3	1	8	400	93.61
3963-664	12X4	1	5	400	94.40
3963-666	12X6	1	6	400	109.48
3963-668	12X8	1	2	400	172.28
3963-670	12X10	1	4	400	210.86
3963-691	14X2	1	5	400	114.61
3963-693	14X3	1	8	400	115.68
3963-694	14X4	1	5	400	116.24
3963-696	14X6	1	2	400	132.32
3963-698	14X8	1	4	400	202.85
3963-700	14X10	1	3	400	259.77
3963-702	14X12	1	4	400	286.83
3963-751	16X2	1	8	400	120.69
3963-753	16X3	1	8	400	121.74
3963-754	16X4	1	5	400	122.43
3963-756	16X6	1	10	400	139.54
3963-758	16X8	1	3	400	208.08
3963-760	16X10	1	0	400	264.96
3963-762	16X12	1	0	400	294.28
3963-764	16X14	1	0	400	306.66
3963-781	18X2	1	8	400	177.31
3963-783	18X3	1	4	400	178.38
3963-784	18X4	1	0	400	179.19
3963-786	18X6	1	5	400	189.65
3963-788	18X8	1	5	400	278.65
3963-790	18X10	1	0	400	308.91
3963-792	18X12	1	0	400	440.55
3963-794	18X14	1	0	400	479.48
3963-796	18X16	1	0	400	627.41
3963-811	20X2	1	0	400	179.33
3963-813	20X3	1	4	400	179.75
3963-814	20X4	1	4	400	181.91
3963-816	20X6	1	0	400	190.82
3963-818	20X8	1	0	400	275.64
3963-820	20X10	1	5	400	305.68
3963-822	20X12	1	0	400	436.02
3963-824	20X14	1	0	400	475.54
3963-826	20X16	1	0	400	623.04
3963-828	20X18	1	0	400	707.43
3963-901	24X2	1	5	400	182.47
3963-903	24X3	1	5	400	183.44
3963-904	24X4	1	5	400	184.28
3963-906	24X6	1	5	400	192.29
3963-908	24X8	1	5	409	259.52
3963-910	24X10	1	5	400	307.00
3963-912	24X12	1	0	409	407.26
3963-914	24X14	1	0	400	473.88
3963-916	24X16	1	0	400	648.61
3963-918	24X18	1	0	400	731.41
3963-920	24X20	1	0	400	823.20

Stub Saddle

IPS O.D x Socket Schedule 40



Non Pressure Rated

3765-528	6X2	1	8	390	38.53
3765-530	6X3	1	4	390	39.44
3765-532	6X4	1	10	390	41.03
3765-578	8X2	1	6	390	56.79
3765-580	8X3	1	4	390	57.34
3765-582	8X4	1	8	390	58.04
3765-585	8X6	1	4	390	59.69
3765-621	10X2	1	5	390	71.75
3765-623	10X3	1	5	390	72.77
3765-624	10X4	1	4	390	92.22



Fabricated Fittings
PVC Schedule 40 & 80 DWV Fabricated Fittings

Part Number	Size	Std Pk	Mstr Ctn	Disc Code	Price Each
-------------	------	--------	----------	-----------	------------

Stub Saddle (continued)

IPS O.D x Socket Schedule 40

3765-626	10X6	1	2	390	85.51
3765-628	10X8	1	2	390	137.21
3765-661	12X2	1	6	390	84.86
3765-663	12X3	1	5	390	86.44
3765-664	12X4	1	2	390	88.28
3765-666	12X6	1	2	390	102.32
3765-668	12X8	1	2	390	163.23
3765-670	12X10	1	2	390	236.03
3765-691	14X2	1	10	390	108.77
3765-693	14X3	1	2	390	110.00
3765-694	14X4	1	5	390	111.38
3765-696	14X6	1	3	390	126.67
3765-698	14X8	1	0	390	193.11
3765-700	14X10	1	0	390	250.04
3765-702	14X12	1	0	390	275.62
3765-751	16X2	1	0	390	115.76
3765-753	16X3	1	5	390	117.35
3765-754	16X4	1	5	390	119.13
3765-756	16X6	1	2	390	136.48
3765-758	16X8	1	0	390	202.87
3765-760	16X10	1	0	390	257.85
3765-762	16X12	1	0	390	285.75
3765-764	16X14	1	0	390	297.04
3765-781	18X2	1	4	390	169.68
3765-783	18X3	1	10	390	133.45
3765-784	18X4	1	10	390	175.64
3765-786	18X6	1	2	390	187.02
3765-788	18X8	1	0	390	272.88
3765-790	18X10	1	0	390	302.51
3765-792	18X12	1	0	390	310.86
3765-794	18X14	1	0	390	469.63
3765-796	18X16	1	0	390	612.58
3765-811	20X2	1	0	390	170.09
3765-813	20X3	1	2	390	172.43
3765-814	20X4	1	2	390	180.85
3765-816	20X6	1	0	390	188.89
3765-818	20X8	1	0	390	272.54
3765-820	20X10	1	0	390	302.52
3765-822	20X12	1	0	390	431.33
3765-824	20X14	1	0	390	470.62
3765-826	20X16	1	0	390	615.34
3765-828	20X18	1	0	390	697.38
3765-901	24X2	1	4	390	162.25
3765-903	24X3	1	2	390	179.34
3765-904	24X4	1	4	390	181.35
3765-906	24X6	1	3	390	192.39
3765-908	24X8	1	0	390	275.06
3765-910	24X10	1	0	390	305.96
3765-912	24X12	1	0	390	432.83
3765-914	24X14	1	0	390	484.71
3765-916	24X16	1	0	390	544.75
3765-918	24X18	1	0	390	734.11
3765-920	24X20	1	0	390	821.97

Stub Saddle

IPS O.D.x Socket Schedule 80



Non Pressure Rated

3965-528	6X2	1	10	400	64.76
3965-530	6X3	1	3	400	65.32
3965-532	6X4	1	10	400	65.91
3965-578	8X2	1	5	409	85.99
3965-580	8X3	1	4	400	92.59
3965-582	8X4	1	6	400	93.58
3965-585	8X6	1	4	400	95.77

Part Number	Size	Std Pk	Mstr Ctn	Disc Code	Price Each
-------------	------	--------	----------	-----------	------------

Stub Saddle (continued)

IPS O.D.x Socket Schedule 80

3965-621	10X2	1	6	400	84.71
3965-623	10X3	1	6	409	80.75
3965-624	10X4	1	4	400	86.26
3965-626	10X6	1	4	400	100.29
3965-628	10X8	1	4	400	160.74
3965-661	12X2	1	2	400	100.06
3965-663	12X3	1	2	400	101.13
3965-664	12X4	1	2	400	101.51
3965-666	12X6	1	2	400	117.73
3965-668	12X8	1	2	400	185.25
3965-670	12X10	1	2	400	271.75
3965-691	14X2	1	4	400	123.25
3965-693	14X3	1	0	400	124.40
3965-694	14X4	1	5	400	124.98
3965-696	14X6	1	2	400	142.27
3965-700	14X10	1	0	400	279.33
3965-702	14X12	1	0	400	308.41
3965-751	16X2	1	5	400	129.77
3965-753	16X3	1	4	400	130.89
3965-754	16X4	1	3	400	131.63
3965-756	16X6	1	2	400	150.03
3965-758	16X8	1	3	400	223.75
3965-760	16X10	1	3	400	284.92
3965-762	16X12	1	0	400	316.43
3965-764	16X14	1	0	400	329.76
3965-781	18X2	1	2	400	190.64
3965-783	18X3	1	0	400	191.80
3965-784	18X4	1	0	400	192.67
3965-786	18X6	1	2	400	203.93
3965-788	18X8	1	0	400	299.62
3965-790	18X10	1	0	400	332.16
3965-792	18X12	1	0	400	473.71
3965-794	18X14	1	0	400	515.58
3965-796	18X16	1	0	400	674.63
3965-811	20X2	1	0	400	192.82
3965-813	20X3	1	2	400	193.27
3965-814	20X4	1	0	400	195.59
3965-816	20X6	1	0	400	205.17
3965-818	20X8	1	0	400	296.39
3965-820	20X10	1	0	400	328.69
3965-822	20X12	1	0	400	468.84
3965-824	20X14	1	0	400	511.33
3965-826	20X16	1	0	400	669.96
3965-828	20X18	1	0	400	760.68
3965-901	24X2	1	5	400	196.20
3965-903	24X3	1	5	400	197.24
3965-904	24X4	1	5	400	198.15
3965-906	24X6	1	3	400	206.78
3965-908	24X8	1	0	400	296.86
3965-910	24X10	1	0	400	330.12
3965-912	24X12	1	0	409	437.93
3965-914	24X14	1	0	400	509.55
3965-916	24X16	1	0	400	697.43
3965-918	24X18	1	0	400	786.46
3965-920	24X20	1	0	400	885.16