



Y-Strainers



Features - PVC Gray, PVC Clear & CPVC

Spears® Y-type sediment strainers are the perfect choice for in-line removal of suspended solids, sediment, dirt and debris. Convenient removable strainer basket allows quick cleaning with an assortment of screen mesh sizes to meet a variety of application needs. Spears® Y-Strainers are produced from PVC Gray, PVC Clear for fluid visibility and CPVC Gray for higher temperatures. Available with socket, Special Reinforced (SR) threads, flanged, or True Union socket and SR threaded end connectors in IPS sizes 1/2" - 4".

Sample Engineering Specification

All sediment strainers shall be Y-type constructed from PVC Type I, ASTM D 1784 Cell Classification 12454 or CPVC Type IV, ASTM D 1784 Cell Classification 23447. All O-rings shall be EPDM or FKM. All Y-strainers shall have replaceable PVC, CPVC or Type 316 stainless steel screens and O-ring sealed drain plugs with magnetic drain plug option. All threaded Y-Strainers shall have Special Reinforced (SR) threads. All Y-Strainers, sizes 1/2"- 2" shall be pressure rated to 150 psi, sizes 3"- 4" to 90 psi for water at 73°F, as manufactured by Spears® Manufacturing Company.

- Provides In-line Protection of Process Equipment
- PVC, CPVC or PVC Clear Construction
- EPDM or FKM O-ring Seals
- Removable Strainer Basket with O-ring Sealed Drain Plug Allows Quick-Flushing or Bleed-Off Valve Connection
- Multiple Strainer Screen Options in PVC, CPVC, and Type 316 Stainless Steel (see Mesh Code table)
- Optional Magnetic Drain Plug for Ferrous Metal Pickup
- Suitable for Horizontal or Vertical Installation
- Sizes 1/2"- 2" Pressure Rated to 150 psi @ 73°F
Sizes 3"- 4" to 90 psi @ 73°F
- Assembled with Silicone-Free, Water Soluble Lubricants

Quick-View Y-Strainer Selection Chart

Valve Size	O-ring Material	PVC Material ^{1,2,3}					Pressure Rating
		Socket	SR Threaded	Flanged	Socket Union	SR Threaded Union	
1/2	EPDM	YS22P__-005	YS21P__-005SR	YS23P__-005	YS2AP__-005	YS2BP__-005	150 psi Non-Shock Water @73°F
	FKM	YS32P__-005	YS31P__-005SR	YS33P__-005	YS3AP__-005	YS3BP__-005	
3/4	EPDM	YS22P__-007	YS21P__-007SR	YS23P__-007	YS2AP__-007	YS2BP__-007	
	FKM	YS32P__-007	YS31P__-007SR	YS33P__-007	YS3AP__-007	YS3BP__-007	
1	EPDM	YS22P__-010	YS21P__-010SR	YS23P__-010	YS2AP__-010	YS2BP__-010	
	FKM	YS32P__-010	YS31P__-010SR	YS33P__-010	YS3AP__-010	YS3BP__-010	
1-1/4	EPDM	YS22P__-012	YS21P__-012SR	YS23P__-012	YS2AP__-012	YS2BP__-012	
	FKM	YS32P__-012	YS31P__-012SR	YS33P__-012	YS3AP__-012	YS3BP__-012	
1-1/2	EPDM	YS22P__-015	YS21P__-015SR	YS23P__-015	YS2AP__-015	YS2BP__-015	
	FKM	YS32P__-015	YS31P__-015SR	YS33P__-015	YS3AP__-015	YS3BP__-015	
2	EPDM	YS22P__-020	YS21P__-020SR	YS23P__-020	YS2AP__-020	YS2BP__-020	
	FKM	YS32P__-020	YS31P__-020SR	YS33P__-020	YS3AP__-020	YS3BP__-020	
3	EPDM	YS22P__-030	YS21P__-030SR	YS23P__-030	YS2AP__-030	YS2BP__-030	90 psi Non-Shock Water @73°F
	FKM	YS32P__-030	YS31P__-030SR	YS33P__-030	YS3AP__-030	YS3BP__-030	
4	EPDM	YS22P__-040	YS21P__-040SR	YS23P__-040	YS2AP__-040	YS2BP__-040	
	FKM	YS32P__-040	YS31P__-040SR	YS33P__-040	YS3AP__-040	YS3BP__-040	

Enter Mesh Code in part number blank as specified in table.
(Contact Spears® for additional strainer sizes).

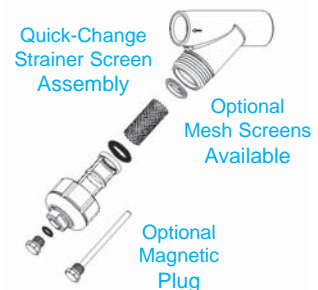
- 1: For CPVC body & strainer screen unit, replace the letter "P" before the dash separator with the letter "C" and add the letter "C" to the part number (e.g., YS22C8-020C)
- 2: For stainless steel strainer screens, replace the letter "P" (or "C") before the dash separator with the letter "S" (e.g., YS22S8-020; YS22S8-020C)
- 3: For PVC Clear Y-Strainer, add the letters "CL" to the part number (e.g., YS22P8-005CL)

Note: End connections for PVC Clear threaded and flanged Y-strainers are PVC Gray components.

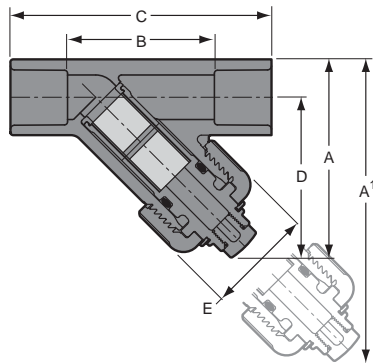
Mesh Codes for PVC, CPVC & SS

Mesh	Sieve Opening Size (in.)	Mesh Code
8 Mesh	0.094	8
12 Mesh	0.062	12
20 Mesh	0.033	20
30 Mesh	0.024	30

Additional Stainless Steel screens available to 320 mesh, custom ordered.

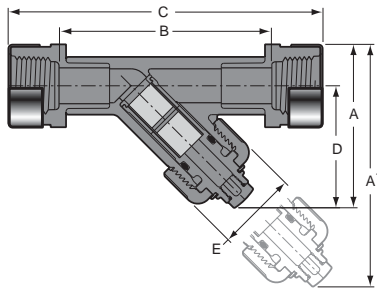


Y-Strainers



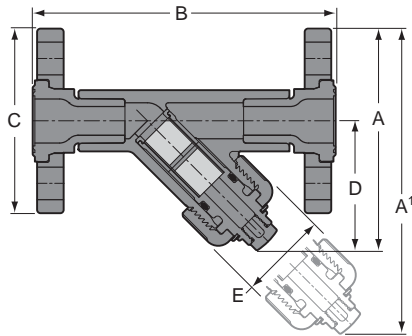
Socket Y-Strainer Dimensions & Weights

Nominal Size	Dimension Reference (inches, ± 1/16)						Approx. Wt. (Lbs.)	
	A ¹	A	B	C	D	E	Socket	
							PVC	CPVC
1/2	5	3-1/16	1-9/16	3-3/8	2-9/16	1-5/8	.31	.33
3/4	5-3/4	3-11/16	2	4	3	2	.50	.53
1	6-7/8	4-7/16	2-1/2	4-3/4	3-5/8	2-1/4	.85	.90
1-1/4	8-5/32	5-5/16	3-1/16	5-9/16	4-1/4	2-13/16	1.21	1.28
1-1/2	9-1/8	6	3-9/16	6-5/16	4-7/8	3-3/16	1.66	1.76
2	11-3/4	7-5/8	4-1/2	7-1/2	6-3/16	3-1/2	2.96	3.10
3	15	9-11/16	6-9/16	10-5/16	7-5/8	5-1/8	5.34	5.64
4	19-11/16	12-1/2	8-5/8	13-1/8	9-7/8	6-9/16	9.97	10.45



SR Threaded Y-Strainer Dimensions & Weights

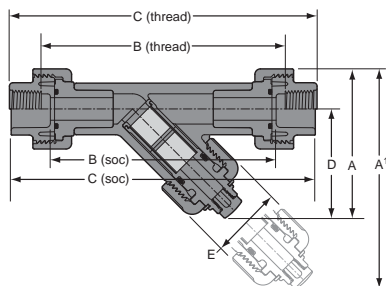
Nominal Size	Dimension Reference (inches, ± 1/16)						Approx. Wt. (Lbs.)	
	A ¹	A	B	C	D	E	SR Threaded	
							PVC	CPVC
1/2	6-1/2	4-11/16	3-5/8	5-1/16	4	2-3/8	.31	.33
3/4	7-5/8	5-7/16	4-3/8	5-13/16	4-9/16	2-3/8	.50	.53
1	8-5/8	6-1/8	5-3/16	7	5-1/8	2-3/8	.85	.90
1-1/4	11-1/8	7-3/4	6	7-15/16	6-1/2	3-1/2	1.21	1.28
1-1/2	12-1/4	8-7/8	6-15/16	8-13/16	7-1/2	3-1/2	1.66	1.76
2	14-1/16	10-3/16	8-1/8	10-1/8	8-1/2	3-1/2	2.96	3.10
3	20	14-13/16	11	14-1/4	12-7/16	6-5/8	5.34	5.64
4	25-13/16	18-1/2	14	14-3/4	15-5/8	7-15/16	9.97	10.45



Flanged Y-Strainer Dimensions & Weights

Nominal Size	Dimension Reference (inches, ± 1/16)						Approx. Wt. (Lbs.)	
	A ¹	A	B	C	D	E	Flanged	
							PVC	CPVC
1/2	5-13/16	4-3/16	5-11/16	3-1/2	2-1/2	1-5/8	.82	.85
3/4	7-1/8	5	6-7/16	3-7/8	3-1/8	2	1.23	1.28
1	8-3/16	5-3/4	7-1/4	4-1/4	3-5/8	2-1/4	1.70	1.81
1-1/4	9-7/16	6-9/16	8-1/8	4-5/8	4-9/32	2-13/16	2.40	2.52
1-1/2	10-7/16	7-3/8	9-3/16	5	4-7/8	3-3/16	3.07	3.25
2	13-1/4	9-1/8	10-3/8	6	6-3/16	3-1/2	5.20	5.42
3	16-21/32	11-3/8	12-1/32	7-1/2	7-5/8	5-1/8	9.44	10.07
4	21-19/32	14-5/16	14-9/16	9-1/16	9-7/8	6-9/16	14.87	16.15

Note: 4" flanged Y-strainer uses split flange ring

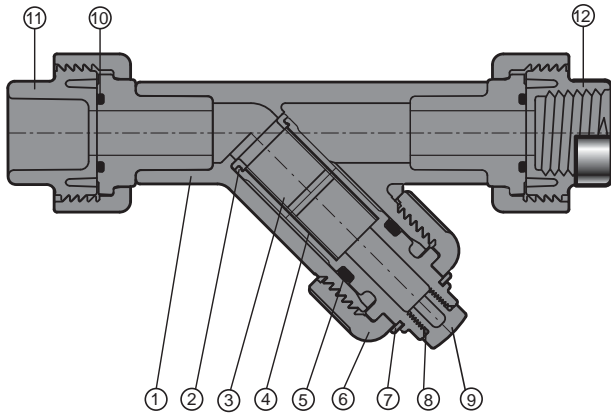


True Union Y-Strainer Dimensions & Weights

Nominal Size	Dimension Reference (inches, ± 1/16)						Approx. Wt. (Lbs.)			
	A ¹	A	B		C		D	E	Union	
			Socket	SR Thread	Socket	SR Thread			PVC	CPVC
1/2	5	3-7/16	5-1/8	5-1/2	6-7/8	7	2-1/2	1-5/8	.49	.53
3/4	6-3/16	4-1/8	5-7/8	6-7/16	7-7/8	7-7/8	3	2	.80	.85
1	7-5/16	4-7/8	6-1/2	7-3/8	8-3/4	9	3-5/8	2-1/4	1.13	1.20
1-1/4	8-5/8	5-13/16	7-7/16	6-3/16	9-15/16	10-1/8	4-1/4	2-13/16	1.84	1.90
1-1/2	9-3/4	6-5/8	8-3/16	9	10-15/16	10-15/16	4-7/8	3-3/16	2.44	2.52
2	12-7/16	8-15/16	9-7/16	10-13/16	12-7/16	12-13/16	6-3/16	3-1/2	4.33	4.45
3	16-1/6	10-3/4	12-3/16	13-15/16	16	16-3/4	7-5/8	5-1/8	10.35	10.55
4	20-15/16	13-3/4	15-5/16	17-1/2	19-13/16	20-1/2	9-7/8	6-9/16	18.51	18.80



Y-Strainers



Replacement Parts

NO.	COMPONENT	QTY.	MATERIAL
1	Body ¹ (SOC/SR/FLANGE/UNION)	1	PVC/PVC CLEAR/CPVC
2	Screen Support Ring	1	PVC/CPVC
3	Screen	1	PVC/CPVC/SS 316
4	Screen Support Housing	1	PVC/CPVC
5	Housing O-ring	1	EPDM/FKM
6	Bonnet Nut	1	PVC/CPVC
7	Retaining Clip	1	PP
8	Plug O-ring	1	EPDM/FKM
9	Plug	1	PVC/CPVC
10	Union O-ring	2	EPDM/FKM
11	Union Socket End	2	PVC/CPVC
12	Union SR Threaded End	2	PVC/CPVC

- 1 - Body Includes: Body (1), Spigot Adapters (2), SS Collars (2)
- Flange Body Includes: Body (1), Spigot Hubs (2), Flange Rings (2)
- Union Body Includes: Body (1), Spigot Ends (2), Nuts (2)

Temperature Pressure Rating

System Operating Temperature °F (°C)			100	110	120	130	140	150	160	170	180	190	200	210
			(38)	(43)	(49)	(54)	(60)	(66)	(71)	(77)	(82)	(88)	(93)	(99)
Strainer Pressure Rating psi (MPa)	1/2" - 2"	PVC	150 (1.03)	135 (.93)	110 (.76)	75 (.52)	50 (.34)	-0-	-0-	-0-	-0-	-0-	-0-	-0-
		CPVC	150 (1.03)	140 (.97)	130 (.90)	120 (.83)	110 (.76)	100 (.70)	90 (.62)	80 (.55)	70 (.48)	60 (.41)	50 (.34)	-0-
	3" - 4"	PVC	90 (.70)	85 (.62)	75 (.52)	60 (.41)	40 (.30)	-0-	-0-	-0-	-0-	-0-	-0-	-0-
		CPVC	90 (.70)	85 (.62)	80 (.55)	75 (.52)	70 (.48)	60 (.41)	50 (.34)	45 (.31)	40 (.30)	35 (.24)	30 (.21)	-0-

Drain Plug Tap Size

Y-Strainer Size	Tap Size (NPT)
1/2	1/4 - 18
3/4	1/4 - 18
1	3/8 - 18
1-1/4	1/2 - 14
1-1/2	1 - 11 - 1/2
2	1 - 11 - 1/2
3	1 - 11 - 1/2
4	1 - 11 - 1/2

Y-Strainer Cv

Nominal Size	Plastic Strainer Mesh			
	8	12	20	30
1/2	5.5	5.4	5.3	5.2
3/4	8.2	7.8	7.5	7.2
1	14.3	13.9	13.6	13.3
1-1/4	33.6	32.9	29.4	25.4
1-1/2	43.8	41.6	33.0	32.1
2	50.6	50.0	49.6	48.8
3	75.2	74.6	74.0	73.4
4	169.5	169.0	168.8	168.0

Gallons per minute at 1 psi pressure drop.
Plastic Strainers are perforated PVC or CPVC screens.
Standard is mesh.