



FlameGuard®

CPVC FIRE SPRINKLER PIPING PRODUCTS



TECHNICAL INFORMATION WEIGHTS & DIMENSIONS



Visit our web site
www.spearsmfg.com

Complete System of Pipe, Fittings & Solvent Cement *Corrosion Resistant • Superior Flow • Ease of Installation*



Spears® **FlameGuard**® CPVC Fire Sprinkler Products provide a cost effective alternative to metal systems with advantages of high corrosion resistance, improved system hydraulics, ease of installation and quick assembly with readily available tools. CPVC Fire Sprinkler Systems are based on proven products that have been in continuous service for over 40 years. Spears® **FlameGuard**® products are approved by UL®, FM® Global, LPCB and Certified by NSF International for potable water use. Check local codes for restrictions and limitations.

Spears® **FlameGuard**® CPVC Fire Sprinkler Products provide a cost effective alternative to metal systems with advantages of high corrosion resistance, improved system hydraulics, ease of installation and quick assembly with readily available tools. CPVC Fire Sprinkler Systems are

based on proven products that



Corrosion Resistant CPVC Material Does Not Sustain Biological Growth

Unlike metal systems, **FlameGuard**® CPVC products never rust, scale or pit and do not sustain biological growth - a cause of Microbiologically Influenced Corrosion (MIC) which can destroy metal fire sprinkler systems from the inside out.

Superior Flow Characteristics for Lower Friction Losses

The smooth-wall interior surfaces of **FlameGuard**® CPVC systems result in reduced friction loss over metal systems. The design flow characteristics remain constant throughout the life of the product because there is no interior corrosion in the system due to microbiological activity.

Pressure Rated to 175 psi (1200kpa) @ 150°F (65°C)

FlameGuard® CPVC Products are produced in combinations of Schedule 40 and Schedule 80 Fitting configurations conforming to ASTM F 438 or F 439 standards and **FlameGuard**® SDR 13.5 CPVC Fire Sprinkler Pipe conforming to ASTM F 442 standards. UL® Rated working pressure is 175 psi (1200kpa) @ 150°F (65°C) (LPCB rated to 120°F) (49°C).

Easy Installation for Lower Costs

FlameGuard® CPVC system installations significantly reduce costs over conventional metal piping by virtually eliminating prefabrication. Systems can be fully installed on site using solvent cement joining methods.

UL® Listed for U.S. and Canada in NFPA 13, 13R & 13D Systems

FlameGuard® CPVC Fire Sprinkler Products are UL® listed for U.S. and Canada applications for Light Hazard occupancies as defined in NFPA 13, Residential occupancies up to and including 4-stories as defined in NFPA 13R, and Residential occupancies for one and two family dwellings and manufactured homes as defined in NFPA 13D. Consult Spears® **FlameGuard**® CPVC Fire Sprinkler Products Installation Instructions and NFPA Standards for additional applications including air plenum, system risers, concealed, exposed, underground, combustible attic, garage, basement and low pressure dry piping installations.

Full Limited Lifetime Warranty

FlameGuard® CPVC Fire Sprinkler Products carry a limited lifetime warranty against defects in material or workmanship. Consult Spears® warranty for additional details.



FlameGuard® CPVC FIRE SPRINKLER PIPING PRODUCTS

Spears® FlameGuard® . . . The Leader in Innovative CPVC Fire Sprinkler System Products

Pioneer in Molded-in Metal Insert Head Adapters

Spears® pioneered the development of the FlameGuard® molded-in-place metal thread insert for connection of sprinkler heads to CPVC fire sprinkler systems, plus Metal FIPT threaded female adapters for metal-to-plastic transitions.



Developed the Special Reinforced (SR) Head Adapters

Spears® FlameGuard® continuous improvement program developed the technology to produce a superior patented plastic threaded fitting - the Special Reinforced (SR) Design. This unique design incorporates a patented thermoplastic compression process that equalizes stresses generated by tapered thread joint make-up. All CPVC plastic body and threads provide a more uniform construction and improved corrosion resistance.



Now, the Revolutionary TorqueSafe™ Gasket Sealed Head Adapter

- Requires NO Thread Sealants • Eliminates Stress
- Prevents Over Tightening • Provides Easy Frame Alignment

Spears® revolutionary design features a special molded-in-place Brass Thread Insert fitted with an elastomer gasket seal at the base of the threads.

The gasket seal allows a modified thread design that eliminates radial stress and associated problems typical with tapered thread joint make up. The insert is designed to rotate for easy sprinkler frame alignment without over tightening. Patent Pending.



Full Assortment of Specialty Products & Fitting Configurations

Spears® FlameGuard® provides the specialty fittings needed in today's fire sprinkler systems. Like the adjustable drop nipple for fine-tuning to finished ceiling height, and ringed head adapter for ease of locating during installation. Plus, Spears® FlameGuard® line offers a full assortment of CPVC fire sprinkler fitting configurations including Tees, Elbows, Flanges, Couplings, Caps, Male Adapters, Grooved Coupling Adapters and Unions, sizes 3/4" through 3"; with new 3/4" and 1" Repair Couplings.

Complete Size Range of CPVC Pipe

Spears® FlameGuard® CPVC Fire Sprinkler Pipe is available in sizes 3/4" to 3". Conforms to ASTM F 442 standard for SDR 13.5 CPVC pipe.



Spears® Solvent Cements & Thread Sealant

FlameGuard® products should be installed using Spears® FS-5 One-Step Solvent Cement. For threaded joints, use Spears® BLUE 75™ Thread Sealant that has been tested for compatibility with FlameGuard® CPVC Fire Sprinkler Products. Spears® TorqueSafe™ Gasket Sealed Adapter requires no sealant. Consult sprinkler head manufacturer prior to use.



The information contained in this section is based on current information and Product design at the time of publication and is subject to change without notification. Our ongoing commitment to product improvement may result in some variation. No representations, guarantees or warranties of any kind are made as to its accuracy, suitability for particular applications or results to be obtained therefrom. For verification of technical data or additional information not contained herein, please contact Spears® Technical Services Department [West Coast: (818) 364-1611—East Coast: (678) 985-1263].

General Information

RECOMMENDATIONS FOR INSTALLERS AND USERS:

Plastic piping systems should be **ENGINEERED, INSTALLED** and **OPERATED** in accordance with **ESTABLISHED DESIGN AND ENGINEERING STANDARDS AND PROCEDURES** for plastic piping systems. Suitability for the intended service application should be determined by the installer and/or user prior to installation of a plastic piping system. All Installation and maintenance personnel should be trained in the proper handling and installation requirements and precautions of plastic piping systems. **PRIOR TO ASSEMBLY, all piping system components should be inspected for damage or irregularities. Mating components should be checked to assure that tolerances and engagements are compatible. Do not use any components that appear irregular or do not fit properly. Contact the appropriate manufacturer of the component product in question to determine usability. Consult all applicable codes and regulations for compliance prior to installation.**

Installation must be made in accordance with Spears® Manufacturing Company
FlameGuard® CPVC Fire Sprinkler Piping Products Installation Instructions - FG-3

NOTE — Individual or group instruction in correct solvent welding procedures is available by contacting your local distributor or your servicing Spears® Regional Distribution Center.

SOLVENT CEMENT CONNECTIONS — Spears® Manufacturing Company recommends the use of Spears® FS-5 One Step solvent cement for joining Spears® products. Use of solvent cementing products not approved for CPVC fire sprinkler systems, or failure to follow installation instructions will automatically void the warranty.

THREADED CONNECTION — Spears® Manufacturing Company recommends the use of Spears® **BLUE 75™** Thread Sealant. This product has been tested by Spears® and the sealant manufacturer for compatibility with the Spears® CPVC fire sprinkler products. Consult the sprinkler head manufacturer before using this product. **WARNING: OTHER PIPE JOINT COMPOUNDS OR PASTES MAY CONTAIN SUBSTANCES THAT COULD CAUSE STRESS CRACKING IN THE CPVC OR OTHER FITTING COMPONENTS.** Care must be taken to avoid over torquing - generally 1 to 2 turns beyond finger tight is all that is required to make up a threaded connection. Factory testing has indicated 10-25 ft. lbs. of torque is adequate to obtain a leak free seal.

GASKET SEALED THREAD CONNECTIONS — This type of connection can only be made with Spears® TorqueSafe™ style Gasket Sealed Female Sprinkler Adapters. **DO NOT USE ANY TYPE OF THREAD SEALANT WHEN INSTALLING THIS TYPE OF ADAPTER.** Tape or paste may impair proper sealing and function. Testing has shown that hand tight until snug is all that is needed to seal this special connection.

Installation Training Available - Contact Spears® Technical Services for Details

FlameGuard® Products must be installed in accordance with Spears® CPVC Fire Sprinkler Piping Products Installation Instructions, National Fire Protection Association Standards 13, 13R, 13D, and in accordance with local codes. Code requirements and field conditions may differ. It is the responsibility of the installing contractor to insure that the product is suitable to meet these requirements.

Dimension Reference

G = (LAYING LENGTH) Intersection of center lines to bottom of socket/thread; 90° elbows, tees, crosses; ± 1/32 inch.

H = Intersection of center lines to face of fitting; 90° elbows tees, crosses; ± 1/32 inch.

J = Intersection of center lines to bottom of socket/thread; 45° elbows; ± 1/32 inch

L = Overall length of fittings; ± 1/16 inch.

M = Outside diameter of socket/thread hub; ± 1/16 inch.

N = Socket bottom to socket bottom; couplings; ± 1/16 inch.

Q = Width of flats; ± 1/16 inch.

W = Height of cap; ± 1/16 inch.

CPVC FIRE SPRINKLER PIPE SDR 13.5 (ASTM F 442)							
Part Number	Nominal Size		Average O.D.		Average I.D.		Approx. Weight Lbs./Ft.
	Inches	(mm)	Inches	(mm)	Inches	(mm)	
CP-007	3/4	(19.1)	1.050	(26.7)	.874	(22.5)	.181
CP-010	1	(25.4)	1.315	(33.4)	1.101	(28.2)	.280
CP-012	1-1/4	(31.8)	1.660	(42.2)	1.394	(35.6)	.418
CP-015	1-1/2	(38.1)	1.900	(48.3)	1.598	(40.7)	.550
CP-020	2	(50.8)	2.375	(60.3)	2.003	(50.9)	.872
CP-025	2-1/2	(63.5)	2.875	(73.0)	2.423	(61.5)	1.260
CP-030	3	(76.2)	3.500	(88.9)	2.950	(75.0)	1.900

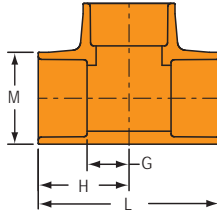
"Lead Free" low lead certification – unless otherwise specified, all Spears® FlameGuard® fittings specified here-in are certified by NSF International to ANSI/ NSF® Standard 61, Annex G and is in compliance with California's Health & Safety Code Section 116825 (commonly known as AB1953) and Vermont Act 193. Weighted average lead content ≤0.25%. Spears® PVC and CPVC Pipe, Fittings and Valves have always been lead-free and Certified by NSF International for use in potable water systems. Spears® offers a wide range of lead-free specialty fittings and transition adapters for plumbing applications. However, certain brass threaded adapter fittings for applications that are not intended to convey water for human consumption through drinking or cooking are still produced and available.



FlameGuard® CPVC FIRE SPRINKLER PIPING PRODUCTS

TEE

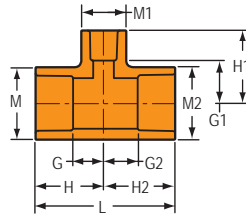
Socket x Socket x Socket



Part Number	Size	G	H	L	M	Approx. Wt. (Lbs.)
4201-007	3/4	9/16	1-1/2	2-31/32	1-5/16	.11
4201-010	1	13/16	1-13/16	3-5/8	1-5/8	.20
4201-012	1-1/4	15/32	2-3/32	4-7/32	2	.29
4201-015	1-1/2	1-5/32	2-9/16	5-3/32	2-11/32	.54
4201-020	2	1-13/32	2-15/16	5-7/8	2-7/8	.86
4201-025	2-1/2	1-23/32	3-1/2	7	3-15/32	1.62
4201-030	3	2-1/16	3-15/16	7-7/8	4-3/16	3.02

REDUCING TEE

Socket x Socket x Socket

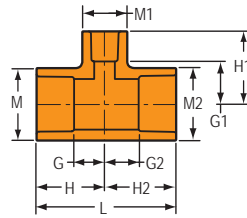


Part Number	Size	G	G1	G2	H	H1	H2	L	M	M1	M2	Approx. Wt. (Lbs.)
4201-102	3/4x3/4x1	3/4	25/32	3/4	1-11/16	1-13/16	1-11/16	3-3/8	1-5/16	1-21/32	1-5/16	.13
4201-125	1x3/4x3/4	3/4	7/8	21/32	1-25/32	1-25/32	1-21/32	3-13/32	1-19/32	1-5/16	1-5/16	.16
4201-126	1x3/4x1	3/4	1-7/8	1-3/32	1-27/32	2-31/32	1-31/32	3-13/16	1-23/32	1-23/32	1-13/32	.26
4201-131	1x1x3/4	21/32	13/16	21/32	1-25/32	1-13/16	1-25/32	3-9/16	1-5/8	1-5/16	1-5/8	.16
4201-157	1-1/4x1x3/4	11/16	1-1/32	11/16	1-15/16	2-1/32	1-13/16	3-25/32	2-3/32	1-13/32	1-23/32	.32
4201-158	1-1/4x1x1	27/32	29/32	25/32	2-1/16	2-1/32	1-29/32	3-15/16	1-31/32	1-5/8	1-5/8	.24
4201-159	1-1/4x1x1-1/4	31/32	31/32	31/32	2-7/32	2-7/32	2-3/32	4-11/32	2-3/32	2-3/32	1-23/32	.35
4201-167	1-1/4x1-1/4x3/4	21/32	1	21/32	1-29/32	2	1-29/32	3-13/16	2	1-5/16	2	.22
4201-168	1-1/4x1-1/4x1	13/16	31/32	13/16	2-1/16	2-3/32	2-1/16	4-1/8	1-31/32	1-21/32	2	.24
4201-169	1-1/4x1-1/4x1-1/2	1-1/8	15/16	1-1/8	2-3/8	2-11/32	2-3/8	4-3/4	2-3/32	2-11/32	2-3/32	.51
4201-201	1-1/2x1-1/4x3/4	11/16	1	1/4	2-1/16	2	1-15/16	4	2-5/16	1-3/8	2-1/16	.41
4201-202	1-1/2x1-1/4x1	27/32	1-1/32	1	2-7/32	2-5/32	2-1/4	4-15/32	2-5/16	1-11/16	2-1/16	.42
4201-210	1-1/2x1-1/2x3/4	23/32	1-1/16	23/32	2-3/32	2-1/32	2-3/32	4-3/16	2-5/16	1-3/8	2-5/16	.37
4201-211	1-1/2x1-1/2x1	13/16	1-3/16	13/16	2-3/16	2-1/4	2-3/16	4-3/8	2-11/32	1-23/32	2-11/32	.41
4201-212	1-1/2x1-1/2x1-1/4	1	1-1/8	1	2-3/8	2-11/32	2-3/8	4-13/16	2-11/32	2-3/32	2-11/32	.48
4201-213	1-1/2x1-1/2x2	1-5/16	1-1/8	1-5/16	2-11/16	2-21/32	2-11/16	5-3/8	2-11/32	2-27/32	2-11/32	.72
4201-248	2x2x3/4	11/16	1-13/32	11/16	2-7/32	2-7/16	2-7/32	4-7/16	2-27/32	1-3/8	2-27/32	.52
4201-249	2x2x1	27/32	1-7/16	27/32	2-11/32	2-9/16	2-11/32	4-23/32	2-7/8	1-3/4	2-7/8	.57
4201-250	2x2x1-1/4	1	1-11/32	1	2-17/32	2-19/32	2-17/32	5-3/32	2-27/32	2-3/32	2-27/32	.63
4201-251	2x2x1-1/2	1-7/32	1-13/32	1-7/32	2-11/16	2-25/32	2-11/16	5-3/8	2-27/32	2-11/32	2-27/32	.85
4201-289	2-1/2x2-1/2x1	29/32	25/32	29/32	2-21/32	1-29/32	2-21/32	5-5/16	3-1/2	1-23/32	3-1/2	1.03
4201-290	2-1/2x2-1/2x1-1/4	1-3/32	1-23/32	1-3/32	2-27/32	2-31/32	2-27/32	5-21/32	3-17/32	2-3/32	3-17/32	1.13



REDUCING TEE (continued)

Socket x Socket x Socket



Part Number	Size	G	G1	G2	H	H1	H2	L	M	M1	M2	Approx. Wt. (Lbs.)
4201-291	2-1/2x2-1/2x1-1/2	1-3/16	1/2	1-3/16	2-15/16	1-7/8	2-15/16	5-7/8	3-15/32	2-11/32	3-15/32	1.26
4201-292	2-1/2x2-1/2x2	1-13/32	1-5/8	1-13/32	3-3/16	3-1/8	3-3/16	6-11/32	3-1/2	3-7/8	3-1/2	1.34
4201-335	3x3x1	7/8	1-15/16	7/8	2-3/4	3-1/16	2-3/4	5-15/32	4-3/16	1-23/32	4-3/16	1.26
4201-336*	3x3x1-1/4	1-3/8	1-3/4	1-3/8	3-5/16	3-1/2	3-5/16	6-5/8	4-1/8	2-7/8	4-1/8	1.94
4201-337	3x3x1-1/2	1-5/32	2-1/16	1-5/32	3-1/32	3-7/16	3-1/32	6-3/32	4-3/16	2-3/8	4-3/16	1.46
4201-338	3x3x2	1-7/16	1-13/16	1-7/16	3-5/16	3-5/16	3-5/16	6-19/32	4-3/16	2-7/8	4-3/16	1.69
4201-339	3x3x2-1/2	1-3/4	1-31/32	1-3/4	3-5/8	3-23/32	3-5/8	7-1/4	4-3/16	3-17/32	4-3/16	2.11

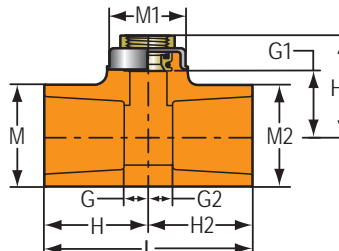
* Branch Outlet Sized with Bushing

TorqueSafe™ SPRINKLER HEAD TEE

Gasket Sealed Brass
Thread Insert Style

Socket x Socket x Gasket FIPT

With Elastomer Seal - Use NO Thread Sealant

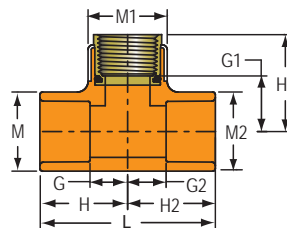


Part Number	Size	G	G1	G2	H	H1	H2	L	M	M1	M2	Approx. Wt. (Lbs.)
4202-101 G	3/4x3/4x1/2	7/16	1-3/16	7/16	1-7/16	1-7/16	1-17/32	2-29/32	1-3/8	1-3/8	1-3/8	.22
4202-124 G	1x3/4x1/2	7/16	1-11/32	9/16	1-9/16	1-11/16	1-9/16	3-1/8	1-11/16	1-3/8	1-3/8	.26
4202-130 G	1x1x1/2	7/16	1-11/32	7/16	1-9/16	1-11/16	1-9/16	3-1/8	1-23/32	1-3/8	1-23/32	.28
4202-166 G	1-1/4x1-1/4x1/2	7/16	1-5/8	7/16	1-11/16	1-15/16	1-11/16	3-3/8	2-1/16	1-3/8	2-1/16	.34
4202-209 G	1-1/2x1-1/2x1/2	1/2	1-13/16	1/2	1-7/8	2-3/32	1-7/8	3-3/4	2-11/32	1-3/8	2-11/32	.41
4202-247 G	2x2x1/2	1/2	2-1/16	1/2	2	2-11/32	2	4-1/32	2-27/32	1-3/8	2-27/32	.54

Not intended to convey or dispense water for human consumption through drinking or cooking

SPRINKLER HEAD TEE Brass Thread Insert Style

Socket x Socket x FIPT



Part Number	Size	G	G1	G2	H	H1	H2	L	M	M1	M2	Approx. Wt. (Lbs.)
4202-010	1x1x1	21/31	1-3/16	21/31	1-25/32	1-29/32	1-25/32	3-19/32	1-23/32	1-23/32	1-23/32	.37

Not intended to convey or dispense water for human consumption through drinking or cooking

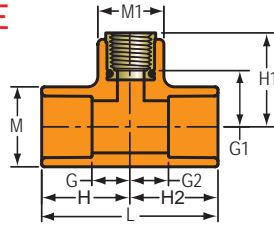


FlameGuard® CPVC FIRE SPRINKLER PIPING PRODUCTS

SPRINKLER REDUCING HEAD TEE

Brass Thread Insert Style

Socket x Socket x Fipt



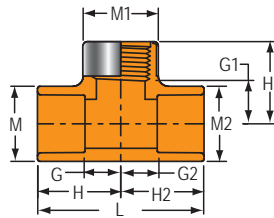
Part Number	Size	G	G1	G2	H	H1	H2	L	M	M1	M2	Approx. Wt. (Lbs.)
4202-101	3/4x3/4x1/2	7/16	1-5/32	7/16	1-7/16	1-17/32	1-7/16	2-29/32	1-3/8	1-7/32	1-3/8	.27
4202-124	1x3/4x1/2	7/16	1-11/32	9/16	1-9/16	1-11/16	1-9/16	3-1/8	1-11/16	1-3/8	1-3/8	.26
4202-130	1x1x1/2	7/16	1-7/32	7/16	1-9/16	1-25/32	1-9/16	3-1/8	1-3/4	1-3/16	1-3/4	.26
4202-156	1-1/4x1-1/4x1/2	7/16	1-15/32	9/16	1-11/16	2-1/32	1-11/16	3-3/8	2-3/32	1-7/32	1-3/4	.30
4202-166	1-1/4x1-1/4x1/2	7/16	1-1/2	7/16	1-11/16	2-1/16	1-11/16	3-13/32	2-3/32	1-3/16	2-3/32	.32
4202-199	1-1/2x1-1/4x1/2	1/2	1-5/8	9/16	1-7/8	2-3/16	1-13/16	3-11/16	2-5/16	1-7/32	2-1/16	.37
4202-209	1-1/2x1-1/2x1/2	1/2	1-23/32	1/2	1-7/8	2-3/32	1-7/8	3-3/4	2-5/16	1-17/32	2-5/16	.45
4202-237	2x1-1/2x1/2	1/2	1-7/8	17/32	2	2-7/16	1-29/32	3-15/16	2-27/32	1-7/32	2-5/16	.48
4202-247	2x2x1/2	1/2	1-31/32	1/2	2	2-3/8	2	4-1/32	2-27/32	1-17/32	2-27/32	.58

Not intended to convey or dispense water for human consumption through drinking or cooking

SPRINKLER HEAD TEE

Special Reinforced Plastic Thread Style

Socket x Socket x SR Fipt

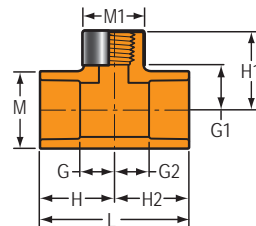


Part Number	Size	G	G1	G2	H	H1	H2	L	M	M1	M2	Approx. Wt. (Lbs.)
4202-010SR	1x1x1	21/32	3/4	21/32	1-25/32	1-5/8	1-25/32	3-19/32	1-23/32	1-11/16	1-23/32	.26

SPRINKLER REDUCING HEAD TEE

Special Reinforced Plastic Thread Style

Socket x Socket x SR Fipt



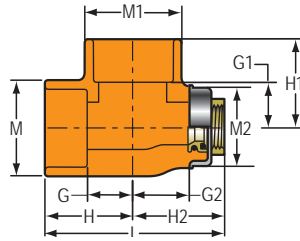
Part Number	Size	G	G1	G2	H	H1	H2	L	M	M1	M2	Approx. Wt. (Lbs.)
4202-101SR	3/4x3/4x1/2	19/32	3/4	19/32	1-19/32	1-7/16	1-19/32	3-7/32	1-13/32	1-3/16	1-13/32	.16
4202-124SR	1x3/4x1/2	7/16	29/32	9/16	1-19/32	1-5/8	1-9/16	3-5/32	1-23/32	1-3/16	1-17/32	.19
4202-130SR	1x1x1/2	7/16	29/32	7/16	1-9/16	1-5/8	1-9/16	3-1/8	1-23/32	1-3/16	1-23/32	.20
4202-156SR	1-1/4x1x1/2	15/32	1-5/32	19/32	1-23/32	1-7/8	1-23/32	3-13/32	2-3/32	1-3/16	1-23/32	.26
4202-166SR	1-1/4x1-1/4x1/2	7/16	1-1/8	7/16	1-11/16	1-27/32	1-11/16	3-3/8	2-3/32	1-3/16	2-3/32	.26
4202-168SR	1-1/4x1-1/4x1	27/32	1-1/32	27/32	2-3/32	1-29/32	2-3/32	4-7/32	2-3/32	1-11/16	2-3/32	.34
4202-199SR	1-1/2x1-1/4x1/2	9/16	1-9/32	17/32	1-15/16	2	1-25/32	3-23/32	2-11/32	1-3/16	2-3/32	.33
4202-209SR	1-1/2x1-1/2x1/2	1/2	1-1/4	1/2	1-7/8	1-31/32	1-7/8	3-3/4	2-11/32	1-3/16	2-11/32	.35
4202-211SR	1-1/2x1-1/2x1	27/32	1-7/32	27/32	2-7/32	2-1/8	2-7/32	4-15/32	2-11/32	1-23/32	2-11/32	.44
4202-237SR	2x1-1/2x1/2	23/32	1-9/16	3/8	2-7/32	2-9/32	1-3/4	3-31/32	2-7/8	1-3/16	2-11/32	.45
4202-247SR	2x2x1/2	1/2	31/32	1/2	2	1-11/16	19/32	4	2-7/8	1-3/16	2-7/8	.48
4202-287SR	2-1/2x2-1/2x1/2	17/32	1-3/4	17/32	2-9/32	2-1/2	2-9/32	4-19/32	3-1/2	1-7/32	3-1/2	.78



TORQUESAFE™ SPRINKLER HEAD TEE Gasket Sealed Brass Thread Insert Style

Socket x Gasket FIPT x Socket

With Elastomer Seal - Use NO Thread Sealant

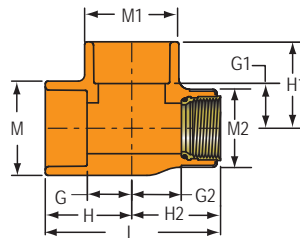


Part Number	Size	G	G1	G2	H	H1	H2	L	M	M1	M2	Approx. Wt. (Lbs.)
4203-122 G	1x1/2x1	19/32	13/16	1-13/32	1-19/32	1-27/32	1-3/4	3-11/32	1-5/8	1-5/8	1-3/8	.25

Not intended to convey or dispense water for human consumption through drinking or cooking

SPRINKLER HEAD TEE Brass Thread Insert Style

Socket x Fipt x Socket

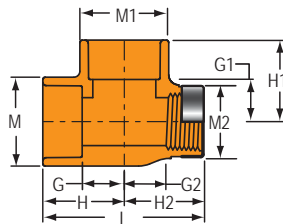


Part Number	Size	G	G1	G2	H	H1	H2	L	M	M1	M2	Approx. Wt. (Lbs.)
4203-122	1x1/2x1	23/32	3/4	1-1/4	1-5/8	1-5/8	1-15/16	3-1/2	1-23/32	1-23/32	1-3/16	.25

Not intended to convey or dispense water for human consumption through drinking or cooking

SPRINKLER HEAD TEE Special Reinforced Plastic Thread Style

Socket x SR Fipt x Socket



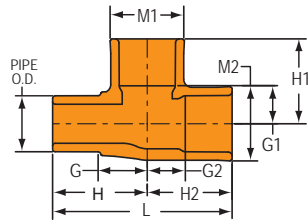
Part Number	Size	G	G1	G2	H	H1	H2	L	M	M1	M2	Approx. Wt. (Lbs.)
4203-122SR	1x1/2x1	27/32	23/32	1-3/32	1-23/32	1-5/8	1-25/32	3-13/32	1-3/4	1-3/4	1-3/16	.21



FlameGuard® CPVC FIRE SPRINKLER PIPING PRODUCTS

STREET TEE

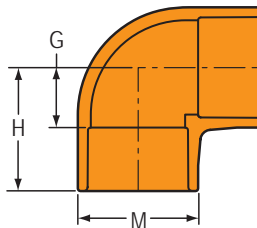
Spigot x Socket x Socket



Part Number	Size	G	G1	G2	H	H1	H2	L	M1	M2	Approx. Wt. (Lbs.)
4244-007	3/4	13/16	27/32	27/32	1-13/16	1-7/8	1-7/8	3-5/8	1-13/32	1-13/32	.16
4244-010	1	1-5/32	1-1/32	1-1/32	2-1/8	1-29/32	1-29/32	4-3/16	1-3/4	1-3/4	.27
4244-012	1-1/4	1-1/4	1	1	2-7/16	2-9/32	2-9/32	4-27/32	2-3/32	2-3/32	.42
4244-015	1-1/2	1-13/16	1-1/8	1-1/8	2-7/8	2-9/16	2-9/16	5-11/32	2-11/32	2-11/32	.56
4244-020	2	1-23/32	1-7/16	1-13/32	3-1/4	2-15/16	2-15/16	6-5/32	2-7/8	2-7/8	.84

90° ELBOW

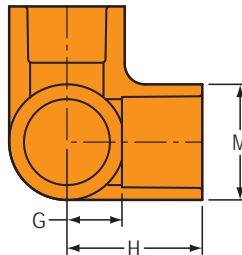
Socket x Socket



Part Number	Size	G	H	M	Approx. Wt. (Lbs.)
4206-007	3/4	9/16	1-1/2	1-5/16	.07
4206-010	1	3/4	1-5/8	1-5/8	.11
4206-012	1-1/4	7/8	2-5/32	2	.21
4206-015	1-1/2	1-5/32	2-17/32	2-3/8	.41
4206-020	2	1-13/32	2-29/32	2-7/8	.45
4206-025	2-1/2	1-5/8	3-7/16	3-7/16	1.17
4206-030	3	1-29/32	3-23/32	4-3/16	1.80

SIDE OUTLET ELBOW

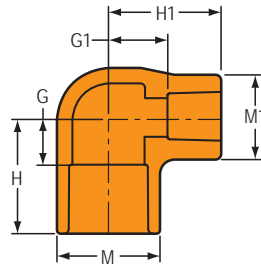
Socket x Socket x Socket



Part Number	Size	G	H	M	Approx. Wt. (Lbs.)
4213-007	3/4	27/32	1-19/32	1-5/16	.09
4213-010	1	13/16	1-7/8	1-5/8	.18

REDUCING 90° ELBOW

Socket x Socket



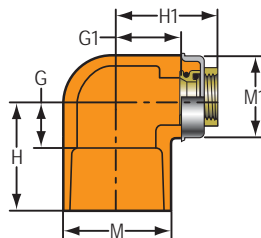
Part Number	Size	G	G1	H	H1	M	M1	Approx. Wt. (Lbs.)
4206-131	1x3/4	25/32	11/16	1-25/32	1-25/32	1-19/32	1-5/16	.11

TorqueSafe™ 90° SPRINKLER HEAD ELBOW

Gasket Sealed Brass Thread Insert Style

Socket x Gasket FIPT

With Elastomer Seal - Use NO Thread Sealant



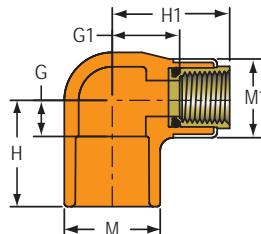
Part Number	Size	G	G1	H	H1	M	M1	Approx. Wt. (Lbs.)
4207-101 G	3/4x1/2	9/16	1-7/32	1-13/32	1-17/32	1-13/32	1-3/8	.19
4207-130 G	1x1/2	15/32	1-13/32	1-9/16	1-11/16	1-23/32	1-3/8	.23
4207-166 G	1-1/4x1/2	15/32	1-19/32	1-15/16	1-11/16	2-3/32	1-3/8	.25

Not intended to convey or dispense water for human consumption through drinking or cooking

SPRINKLER HEAD 90° ELBOW

Brass Thread Insert Style

Socket x FIPT



Part Number	Size	G	G1	H	H1	M	M1	Approx. Wt. (Lbs.)
4207-101	3/4x1/2	1/2	1-3/32	1-1/2	1-5/8	1-13/32	1-3/16	.17
4207-130	1x1/2	15/32	1-19/32	1-1/4	1-25/32	1-23/32	1-3/16	.20
4207-131	1x3/4	17/32	1-11/32	1-21/32	1-31/32	1-23/32	1-3/8	.25
4207-166	1-1/4x1/2	15/32	1-17/32	1-11/16	1-15/16	2-3/32	1-17/32	.33

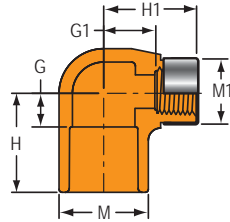
Not intended to convey or dispense water for human consumption through drinking or cooking



FlameGuard® CPVC FIRE SPRINKLER PIPING PRODUCTS

SPRINKLER HEAD 90° ELBOW Special Reinforced Plastic Thread Style

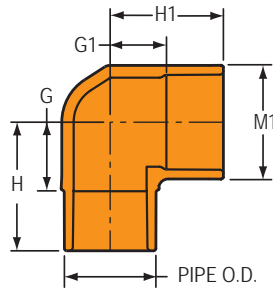
Socket x SR Fipt



Part Number	Size	G	G1	H	H1	M	M1	Approx. Wt. (Lbs.)
4207-101SR	3/4x1/2	11/32	13/16	1-15/32	1-1/2	1-13/32	1-3/16	.14
4207-130SR	1x1/2	7/16	7/8	1-9/16	1-5/8	1-23/32	1-3/8	.20
4207-131SR	1x3/4	1/2	7/8	1-5/8	1-9/16	1-23/32	1-3/8	.16
4207-166SR	1-1/4x1/2	13/32	1-1/32	1-21/32	1-23/32	2-3/32	1-7/32	.19

90° STREET ELBOW

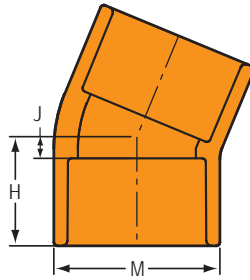
Spigot x Socket



Part Number	Size	G	G1	H	H1	M1	Approx. Wt. (Lbs.)
4209-007	3/4	29/32	19/32	1-15/16	1-11/16	1-13/32	.12
4209-010	1	1-9/32	23/32	2-13/32	1-27/32	1-3/4	.21
4209-012	1-1/4	1-9/16	27/32	2-13/16	2-3/32	2-3/32	.32
4209-015	1-1/2	1-15/32	1-3/16	2-27/32	2-9/16	2-11/32	.42
4209-020	2	1-23/32	1-3/8	3-7/32	2-15/16	2-27/32	.65

22-1/2° ELBOW

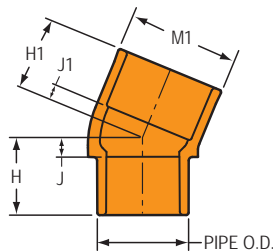
Socket x Socket



Part Number	Size	H	J	M	Approx. Wt. (Lbs.)
4216-007	3/4	1-3/16	7/32	1-13/32	.09
4216-010	1	1-3/8	9/32	1-25/32	.14
4216-012	1-1/4	1-1/2	5/16	2-3/32	.20
4216-015	1-1/2	1-7/16	13/32	1-3/8	.19
4216-020	2	1-7/8	3/8	2-27/32	.43
4216-030	3	2-3/8	1/2	4-5/32	1.00

22-1/2° STREET ELBOW

Spigot x Socket



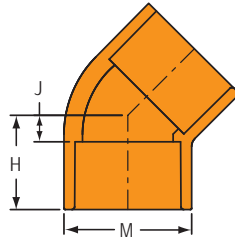
Part Number	Size	H	H1	J	J1	M1	Approx. Wt. (Lbs.)
4242-007	3/4	1-1/4	1-1/2	1/4	1/2	1-3/8	.08
4242-010	1	1-7/16	1-11/32	5/16	7/32	1-23/32	.14
4242-012	1-1/4	1-9/16	1-25/32	17/32	11/16	2-1/16	.21
4242-015	1-1/2	1-13/32	1-23/32	1/2	11/32	2-11/32	.28
4242-020	2	1-29/32	2-1/8	7/32	5/8	2-7/8	.42
4242-025	2-1/2	2-1/8	2-1/4	13/32	1/2	3-1/2	.68
4242-030	3	2-13/32	2-13/32	9/16	17/32	4-5/32	.99



FlameGuard® CPVC FIRE SPRINKLER PIPING PRODUCTS

45° ELBOW

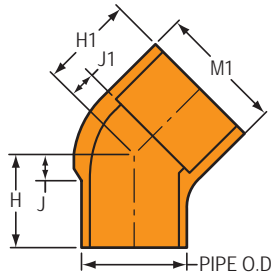
Socket x Socket



Part Number	Size	H	J	M	Approx. Wt. (Lbs.)
4217-007	3/4	1-11/32	13/32	1-5/16	.07
4217-010	1	1-13/32	3/8	1-5/8	.11
4217-012	1-1/4	1-11/16	13/32	2-5/32	.24
4217-015	1-1/2	1-27/32	15/32	2-11/32	.32
4217-020	2	2-1/8	21/32	2-7/8	.48
4217-025	2-1/2	2-17/32	3/4	3-1/2	.88
4217-030	3	2-29/32	29/32	4-5/32	1.16

45° STREET ELBOW

Spigot x Socket

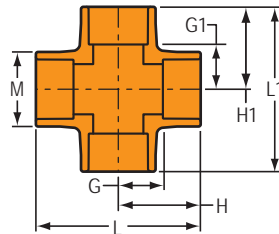


Part Number	Size	H	H1	J	J1	M1	Approx. Wt. (Lbs.)
4227-010	1	1-1/2	1-5/16	1/2	1/4	1-5/8	.10
4227-012	1-1/4	1-25/32	1-9/16	9/16	11/32	1-31/32	.15
4227-015	1-1/2	2-1/32	2-1/8	19/32	25/32	2-11/32	.29
4227-020	2	2-5/16	1-15/16	25/32	13/32	2-7/8	.44



CROSS

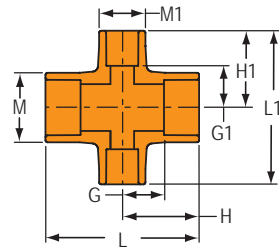
Socket x Socket x Socket x Socket



Part Number	Size	G	G1	H	H1	L	L1	M	Approx. Wt. (Lbs.)
4220-007	3/4	5/8	5/8	1-21/32	1-21/32	3-5/16	3-5/16	1-13/32	.22
4220-010	1	3/4	3/4	1-5/8	1-5/8	3-1/4	3-1/4	1-23/32	.20
4220-012	1-1/4	1-1/8	1-1/8	2-3/8	2-3/8	4-3/4	4-3/4	2-3/32	.63
4220-015	1-1/2	1-7/32	1-7/32	2-5/8	2-5/8	5-7/32	5-7/32	2-3/8	.80
4220-020	2	1-1/2	1-1/2	3	3	6	6	3	1.36
4220-025	2-1/2	1-11/16	1-11/16	3-7/16	3-7/16	6-7/8	6-7/8	3-17/32	2.16
4220-030	3	2-3/32	2-3/32	3-31/32	3-31/32	7-15/16	7-15/16	4-7/16	3.37

REDUCING CROSS

Socket x Socket x Socket x Socket



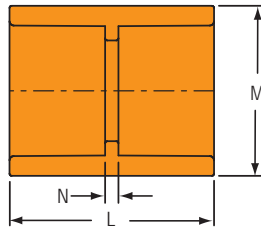
Part Number	Size	G	G1	H	H1	L	L1	M	M1	Approx. Wt. (Lbs.)
4220-131	1x3/4	23/32	5/8	1-5/8	1-5/8	3-1/4	3-1/4	1-7/8	1-1/2	.31
4220-167	1-1/4x3/4	1-1/16	23/32	2-1/16	1-31/32	4-3/32	3-31/32	2-1/16	1-13/32	.35
4220-210	1-1/2x3/4	11/16	1-5/32	2-3/32	2-3/16	4-3/16	4-11/32	2-3/8	1-13/32	.42
4220-248	2x3/4	11/16	1-7/16	2-7/32	2-7/16	4-13/32	4-7/8	2-29/32	1-13/32	.56
4220-289	2-1/2x1	29/32	1-3/4	2-11/16	2-7/8	5-11/32	5-3/4	3-1/2	1-3/4	.98



FlameGuard® CPVC FIRE SPRINKLER PIPING PRODUCTS

COUPLING

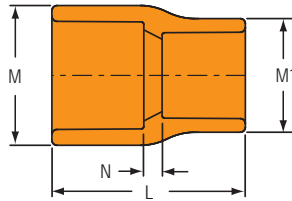
Socket x Socket



Part Number	Size	L	M	N	Approx. Wt. (Lbs.)
4229-007	3/4	2-1/8	1-5/16	3/16	.05
4229-010	1	2-3/16	1-5/8	3/32	.08
4229-012	1-1/4	2-19/32	2	3/32	.13
4229-015	1-1/2	2-7/8	2-11/32	3/32	.22
4229-020	2	3-1/8	2-7/8	1/8	.33
4229-025	2-1/2	3-11/16	3-15/32	3/16	.48
4229-030	3	4	4-3/16	1/4	.89

REDUCER COUPLING

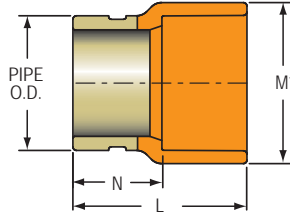
Socket x Socket



Part Number	Size	L	M	M1	N	Approx. Wt. (Lbs.)
4229-131	1x3/4	2-3/8	1-23/32	1-13/32	7/32	.10
4229-167	1-1/4x3/4	2-19/32	2-3/32	1-5/8	11/32	.17
4229-168	1-1/4x1	2-11/16	2-3/32	1-23/32	5/16	.18
4229-210	1-1/2x3/4	2-13/16	2-11/32	1-13/32	15/32	.19
4229-211	1-1/2x1	2-7/8	2-11/32	1-15/16	3/8	.24
4229-212	1-1/2x1-1/4	2-13/16	2-13/32	2-1/8	5/32	.23
4229-248	2x3/4	3-3/16	2-7/8	1-7/16	23/32	.32
4229-249	2x1	3-1/8	2-7/8	1-23/32	1/2	.31
4229-250	2x1-1/4	3-3/16	2-7/8	2-1/8	17/32	.33
4229-251	2x1-1/2	3-3/16	2-27/32	2-11/32	9/32	.31
4229-291	2-1/2x1-1/2	3-23/32	3-15/32	2-11/32	21/32	.51
4229-292	2-1/2x2	3-21/32	3-1/2	2-7/8	13/32	.52
4229-339	3x2-1/2	3-27/32	4-3/16	3-1/2	3/16	.80

GROOVED COUPLING ADAPTER

Groove x Socket



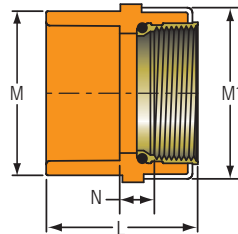
Part Number	Size	L	M1	N	Approx. Wt. (Lbs.)
4233-012	1-1/4	3-5/8	2-3/32	2-11/32	.72
4233-015	1-1/2	3-3/4	2-11/32	2-11/32	.83
4233-020	2	3-27/32	2-27/32	2-11/32	1.27
4233-025	2-1/2	4-3/16	3-15/32	2-7/16	2.02
4233-030	3	4-5/32	4-1/8	2-7/16	2.79

Not intended to convey or dispense water for human consumption through drinking or cooking

FEMALE ADAPTER

Brass Thread Insert Style

Socket x Fipt



Part Number	Size	L	M	M1	N	Approx. Wt. (Lbs.)
4235-007	3/4	2	1-13/32	1-3/8	5/16	.23
4235-010	1	2-3/16	1-3/4	1-11/16	11/32	.25
4235-012	1-1/4	2-3/8	2-3/32	2-1/16	11/32	.36
4235-015	1-1/2	2-9/16	2-3/8	2-7/16	11/32	.47
4235-020	2	2-25/32	2-27/32	3-3/16	7/16	1.05

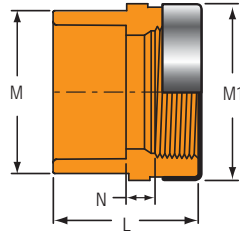
Not intended to convey or dispense water for human consumption through drinking or cooking



FlameGuard® CPVC FIRE SPRINKLER PIPING PRODUCTS

FEMALE ADAPTER Special Reinforced Plastic Thread Style

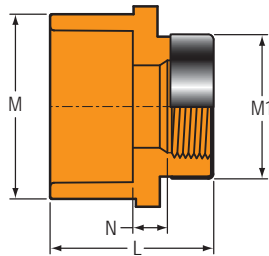
Socket x SR Fipt



Part Number	Size	L	M	M1	N	Approx. Wt. (Lbs.)
4235-007SR	3/4	1-7/8	1-13/32	1-3/8	3/32	.08
4235-010SR	1	2-5/32	1-23/32	1-7/8	3/32	.22
4235-012SR	1-1/4	2-5/16	2-1/8	2-1/16	3/16	.20

FEMALE SPRINKLER HEAD ADAPTER Special Reinforced Plastic Thread Style

Socket x SR Fipt

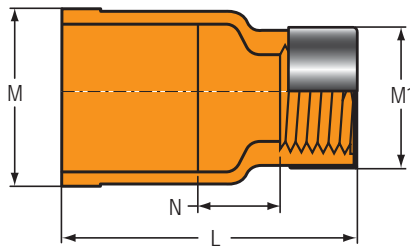


Part Number	Size	L	M	M1	N	Approx. Wt. (Lbs.)
4235-101SR	3/4x1/2	1-29/32	1-13/32	1-3/16	1/8	.08
4235-130SR	1x1/2	1-15/16	1-23/32	1-3/8	3/32	.16
4235-131SR	1x3/4	2-3/32	1-3/4	1-3/8	1/4	.13

FEMALE SPRINKLER HEAD ADAPTER Special Reinforced Plastic Thread Style with Socket Wrench Flats

Socket x SR Fipt

M = Flat-to-Flat Dimension

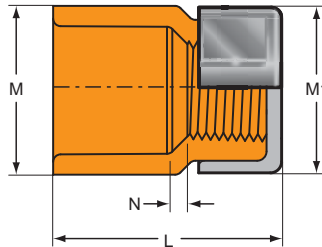


Part Number	Size	L	M	M1	N	Approx. Wt. (Lbs.)
W4235-101SR	3/4x1/2	2-9/32	1-13/32	1-3/16	17/32	.09
W4235-130SR	1x1/2	2-9/32	1-3/4	1-3/16	13/32	.12



FEMALE SPRINKLER HEAD ADAPTER Special Reinforced Plastic Thread w/Metal Thread Start

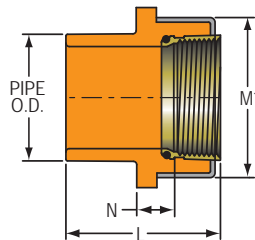
Socket x SR Fipt



Part Number	Size	L	M	M1	N	Approx. Wt. (Lbs.)
Z4235-101SR	3/4x1/2	1-7/8	1-3/8	1-7/16	3/16	.08

SPIGOT FEMALE ADAPTER Brass Thread Insert Style

Spigot x Fipt

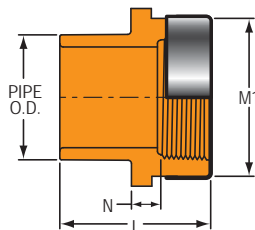


Part Number	Size	L	M1	N	Approx. Wt. (Lbs.)
4278-007	3/4	2-5/32	1-3/8	17/32	.15
4278-010	1	2-9/32	1-11/16	7/16	.22

Not intended to convey or dispense water for human consumption through drinking or cooking

SPIGOT FEMALE ADAPTER Special Reinforced Plastic Thread Style

Spigot x SR Fipt



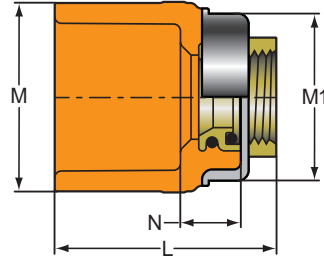
Part Number	Size	L	M1	N	Approx. Wt. (Lbs.)
4278-007SR	3/4	1-15/16	1-3/8	11/32	.08
4278-010SR	1	2-1/4	1-23/32	13/32	.13



TorqueSafe™ FEMALE SPRINKLER HEAD ADAPTER
Gasket Sealed Brass Thread Insert Style

Socket x Gasket Fipt

With Elastomer Seal - Use NO Thread Sealant

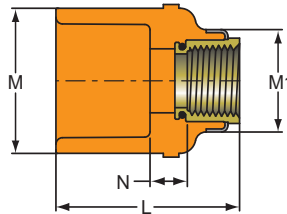


Part Number	Size	L	M	M1	N	Approx. Wt. (Lbs.)
4235-101 G	3/4x1/2	1-7/8	1-13/32	1-3/8	9/16	.15
4235-130GS	1x1/2	2-1/32	1-11/16	1-3/8	17/32	.17
4235-131 G	1x3/4	2	1-11/16	1-9/16	9/16	.18

Not intended to convey or dispense water for human consumption through drinking or cooking

FEMALE SPRINKLER HEAD ADAPTER
Brass Thread Insert Style

Socket x Fipt

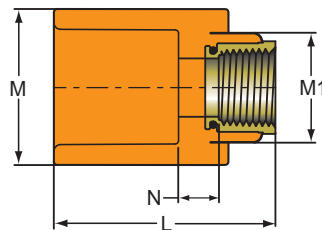


Part Number	Size	L	M	M1	N	Approx. Wt. (Lbs.)
4235-101	3/4x1/2	1-7/8	1-13/32	1-17/32	15/32	.19
4235-130	1x1/2	2-11/32	1-11/16	1-3/16	5/8	.16
4235-131	1x3/4	2-5/16	1-11/16	1-3/8	17/32	.18

Not intended to convey or dispense water for human consumption through drinking or cooking

FEMALE SPRINKLER HEAD ADAPTER
Brass Thread Insert Style with Long Body

Socket x Fipt



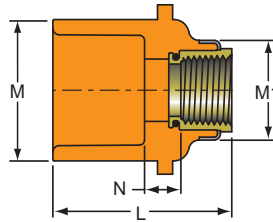
Part Number	Size	L	M	M1	N	Approx. Wt. (Lbs.)
L4235-130	1x1/2	2-3/16	1-23/32	1-7/32	1/2	.19

Not intended to convey or dispense water for human consumption through drinking or cooking



FEMALE SPRINKLER HEAD ADAPTER
Brass Thread Insert Style with Positioning Ring

Socket x Fipt

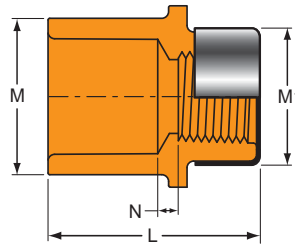


Part Number	Size	L	M	M1	N	Approx. Wt. (Lbs.)
R4235-101	3/4x1/2	2-1/32	1-7/16	1-3/16	15/32	.15

Not intended to convey or dispense water for human consumption through drinking or cooking

FEMALE SPRINKLER HEAD ADAPTER
Special Reinforced Plastic Thread Style with Positioning Ring

Socket x SR Fipt

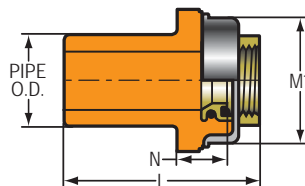


Part Number	Size	L	M	M1	N	Approx. Wt. (Lbs.)
R4235-101SR	3/4x1/2	1-15/16	1-7/16	1-7/32	7/32	.09

TorqueSafe™ FEMALE SPIGOT SPRINKLER HEAD ADAPTER
Gasket Sealed Brass Thread Insert Style

Spigot x Gasket Fipt

With Elastomer Seal - Use NO Thread Sealant



Part Number	Size	L	M	N	Approx. Wt. (Lbs.)
4238-101 G	3/4x1/2	1-15/16	1-3/8	21/32	.14
4238-130 G	1x1/2	2-1/16	1-3/8	19/32	.15

Not intended to convey or dispense water for human consumption through drinking or cooking

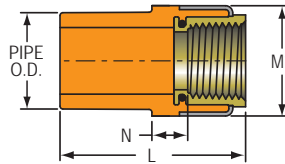


FlameGuard® CPVC FIRE SPRINKLER PIPING PRODUCTS

SPIGOT FEMALE SPRINKLER HEAD ADAPTER

Brass Thread Insert Style

Spigot x Fipt



Part Number	Size	L	M1	N	Approx. Wt. (Lbs.)
4238-101	3/4x1/2	2-5/32	1-7/32	19/32	.12
4238-130	1x1/2	2-1/4	1-3/16	11/32	.19

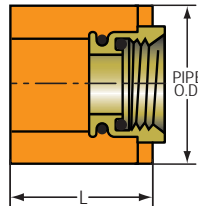
Not intended to convey or dispense water for human consumption through drinking or cooking

TORQUESAFE™ BUSHING - GASKET SEALED

Brass Thread Insert Style

Spigot x Gasket FIPT

With Elastomer Seal - Use NO Thread Sealant

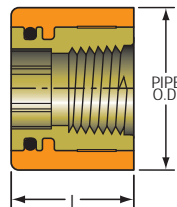


Part Number	Size	L	Approx. Wt. (Lbs.)
4238-130BR G	1x1/2	1-7/32	.10

Not intended to convey or dispense water for human consumption through drinking or cooking

BUSHING with BRASS THREAD INSERT

Spigot x Fipt



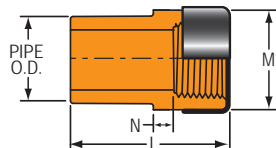
Part Number	Size	L	Approx. Wt. (Lbs.)
4238-130BR	1x1/2	1	.13

Not intended to convey or dispense water for human consumption through drinking or cooking

SPIGOT FEMALE SPRINKLER HEAD ADAPTER

Special Reinforced Plastic Thread Style

Spigot x SR Fipt



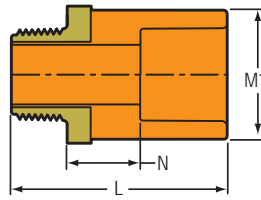
Part Number	Size	L	M1	N	Approx. Wt. (Lbs.)
4238-101SR	3/4x1/2	1-29/32	1-7/32	1/8	.07
4238-130SR	1x1/2	2-1/32	1-7/32	7/32	.09



MALE ADAPTER

With CPVC Lined Thread Brass Insert

Mipt x Socket

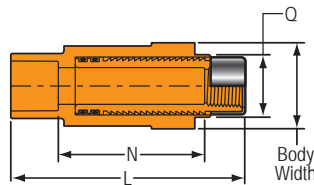


Part Number	Size	L	M1	N	Approx. Wt. (Lbs.)
4236-007	3/4	2-17/32	1-13/32	13/16	.26
4236-010	1	2-15/16	1-23/32	29/32	.43
4236-012	1-1/4	3-1/8	2-3/32	31/32	.66
4236-015	1-1/2	3-9/32	2-11/32	31/32	.80
4236-020	2	3-7/16	2-27/32	31/32	1.00

ADJUSTABLE SPRINKLER HEAD ADAPTER

Special Reinforced Plastic Thread Style

Socket x SR Fipt

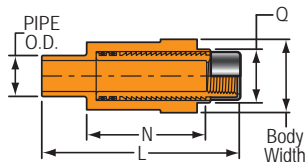


Part Number	Size	L		N		Q	Body Width	Approx. Wt. (Lbs.)
		Min	Max	Min	Max			
42001SR	3/4x1/2	6-9/32	8	4-7/16	6-1/4	1-7/16	2-3/16	.66
42011SR	1x1/2	6-13/32	8	4-1/2	6-1/8	1-7/16	2-1/8	.68

ADJUSTABLE SPRINKLER HEAD ADAPTER

Special Reinforced Plastic Thread Style

Spigot x SR Fipt



Part Number	Size	L		N		Q	Body Width	Approx. Wt. (Lbs.)
		Min	Max	Min	Max			
42004SR	3/4x1/2	5-1/32	6-5/16	3-3/16	4-15/32	1-5/16	2-1/8	.36
42014SR	1x1/2	6-7/16	8-1/8	4-7/16	6-1/4	1-7/16	2-3/16	.67

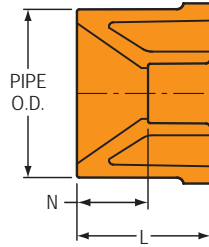


FlameGuard® CPVC FIRE SPRINKLER PIPING PRODUCTS

REDUCER BUSHING

Flush Style

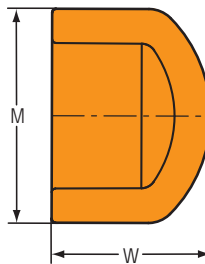
Spigot x Socket



Part Number	Size	L	N	Approx. Wt. (Lbs.)
4237-131	1x3/4	1-1/4	1/4	.04
4237-167	1-1/4x3/4	1-7/16	7/16	.10
4237-168	1-1/4x1	1-13/32	9/32	.06
4237-210	1-1/2x3/4	1-5/8	5/8	.19
4237-211	1-1/2x1	1-17/32	13/32	.13
4237-212	1-1/2x1-1/4	1-9/16	5/16	.07
4237-248	2x3/4	1-29/32	29/32	.28
4237-249	2x1	1-23/32	9/16	.23
4237-250	2x1-1/4	1-11/16	7/16	.21
4237-251	2x1-1/2	1-11/16	5/16	.15
4237-290	2-1/2x1-1/4	2-5/32	7/8	.41
4237-291	2-1/2x1-1/2	2-13/32	1	.43
4237-292	2-1/2x2	2-9/32	3/4	.28
4237-338	3x2	2-1/4	3/4	.63
4237-339	3x2-1/2	2-5/16	1/4	.42

CAP

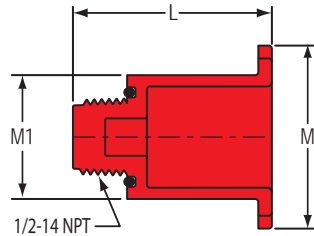
Socket



Part Number	Size	M	W	Approx. Wt. (Lbs.)
4247-007	3/4	1-3/8	1-13/32	.05
4247-010	1	1-5/8	1-9/16	.06
4247-012	1-1/4	2-3/32	1-27/32	.13
4247-015	1-1/2	2-11/32	2	.17
4247-020	2	2-27/32	2-9/32	.39
4247-025	2-1/2	3-17/32	2-5/8	.50
4247-030	3	4-3/8	3	.92

TEST PLUG - O-ring Sealed

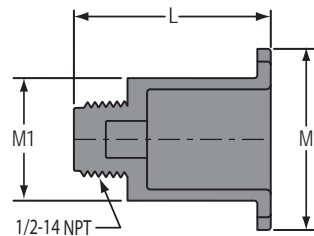
Mipt - For Pressure Testing Only,
 Not For use with Z4235 Series Adapters



Part Number	Size	L	M	M1	Approx. Wt. (Lbs.)
FTP-005	1/2	1-27/32	1-15/16	1-7/32	.03

**TEST PLUG for TorqueSafe™
 Gasket Sealed Head Adapters**

Mipt - For Pressure Testing Only.
 Use ONLY with Gasket Sealed Head Adapters



Part Number	Size	L	M	M1	Approx. Wt. (Lbs.)
FTP-005GS	1/2	1-25/32	2-1/32	1-1/4	.05

TEST PLUG

(PVC White) Not UL Listed
 Mipt - For Pressure Testing Only



Part Number	Size	L	Approx. Wt. (Lbs.)
4250-005	1/2	27/32	.02

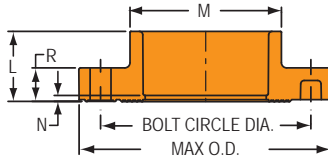


FlameGuard® CPVC FIRE SPRINKLER PIPING PRODUCTS

FLANGE - ONE PIECE

4 Bolt Holes, 175 psi

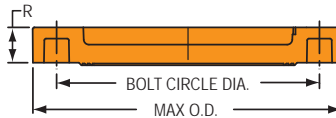
Socket



Part Number	Size	L	M	N	R	No. of Bolt Holes	Bolt Circle Dia.	Bolt Size	Min. Bolt Length	Max. O.D.	Approx. Wt. (Lbs.)
4251-007	3/4	1-5/32	1-1/2	1/8	17/32	4	2-3/4	1/2	2	3-29/32	.31
4251-010	1	1-5/16	1-13/16	1/8	11/16	4	3-1/8	1/2	2-1/4	4-9/32	.35
4251-012	1-1/4	1-13/32	2-7/32	5/32	11/16	4	3-1/2	1/2	2-1/4	4-5/8	.44
4251-015	1-1/2	1-19/32	2-1/2	3/16	23/32	4	3-27/32	1/2	2-1/2	5-1/16	.61
4251-020	2	1-27/32	3	5/16	27/32	4	4-3/4	5/8	3	5-31/32	.95
4251-025	2-1/2	2-7/32	3-1/2	7/16	1-1/32	4	5-1/2	5/8	3-1/4	7	1.50

BLIND FLANGE

4 Bolt Holes, 175 psi

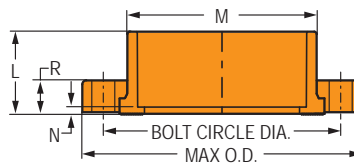


Part Number	Size	R	Bolt Circle Dia.	No. of Bolt Holes	Bolt Size	Min. Bolt Length	Max. O.D.	Approx. Wt. (Lbs.)
4253-007	3/4	17/32	2-3/4	4	1/2	2	3-27/32	.30
4253-010	1	23/32	3-1/8	4	1/2	2-1/4	4-1/4	.35
4253-012	1-1/4	21/32	3-1/2	4	1/2	2-1/4	4-5/8	.40
4253-015	1-1/2	23/32	3-27/32	4	1/2	2-1/2	5-1/16	.52
4253-020	2	27/32	4-3/4	4	5/8	3	5-31/32	.86
4253-025	2-1/2	1-1/32	5-1/2	4	5/8	3-1/4	6-15/16	1.70
4253-030	3	1-5/16	6	4	5/8	3-1/4	7-5/8	1.72

FLANGE - TWO PIECE

Van Stone Style, 4 Bolt Holes, 175 psi

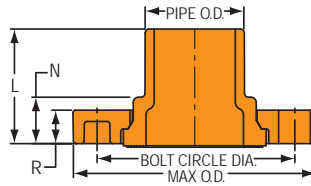
Socket



Part Number	Size	L	M	N	R	Bolt Circle Dia.	No. of Bolt Holes	Bolt Size	Min. Bolt Length	Max. O.D.	Approx. Wt. (Lbs.)
4254-030	3	2-1/8	4-1/4	9/32	1-1/32	6	4	5/8	3-1/4	7-15/32	1.75

FLANGE - TWO PIECE

Van Stone Style, 4 Bolt Holes, 175 psi
Spigot

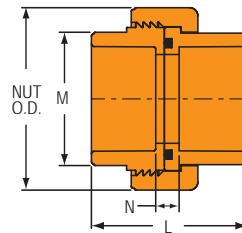


Part Number	Size	L	N	R	Bolt Circle Dia.	No. of Bolt Holes	Bolt Size	Min. Bolt Length	Max. O.D.	Approx. Wt. (Lbs.)
4256-007	3/4	1-15/16	13/16	17/32	2-3/4	4	1/2	2	3-27/32	.30
4256-010	1	2-7/32	1-1/32	11/16	3-1/8	4	1/2	2-1/4	4-1/4	.41
4256-012	1-1/4	2-3/8	1	11/16	3-1/2	4	1/2	2-1/4	4-5/8	.50
4256-015	1-1/2	2-7/16	1-3/32	23/32	3-7/8	4	1/2	2-1/2	4-31/32	.65
4256-020	2	2-3/4	1-5/32	25/32	4-3/4	4	5/8	3	5-15/16	1.00
4256-025	2-1/2	3-1/16	1-9/32	1-1/32	5-1/2	4	5/8	3-1/4	6-15/16	1.62
4256-030	3	3-3/8	1-13/32	1-1/32	6	4	5/8	3-1/4	7-9/16	1.76

UNION

Socket x Socket

175 psi



Part Number	Size	L	M	N	Nut O.D.	Approx. Wt. (Lbs.)
4257-007	3/4	2-3/8	1-17/32	3/8	2-1/2	.38
4257-010	1	2-9/16	1-27/32	3/8	2-7/8	.41
4257-012	1-1/4	2-27/32	2-7/32	11/32	3-5/16	.52
4257-015	1-1/2	3-1/8	2-1/2	3/8	3-17/32	.63
4257-020	2	3-5/8	3-1/32	9/16	4-3/16	1.09

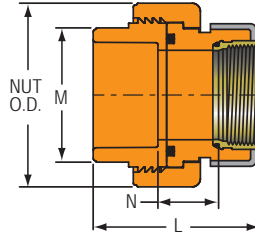


FlameGuard® CPVC FIRE SPRINKLER PIPING PRODUCTS

TRANSITION UNION Brass Thread Insert Style

Socket x Fipt

175 psi



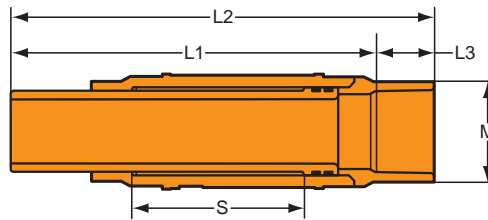
Part Number	Size	L	M	N	Nut O.D.	Approx. Wt. (Lbs.)
4259-010BR	1	2-13/16	1-7/8	1-1/32	2-7/8	.52
4259-012BR	1-1/4	3	2-3/16	1-1/8	3-9/32	.98
4259-015BR	1-1/2	3-3/4	2-1/2	1-9/16	3-17/32	.93
4259-020BR	2	3-5/8	2-7/8	1-1/4	4-5/16	1.64

Not intended to convey or dispense water for human consumption through drinking or cooking

SHORT REPAIR COUPLING

Spigot x Socket

175 psi



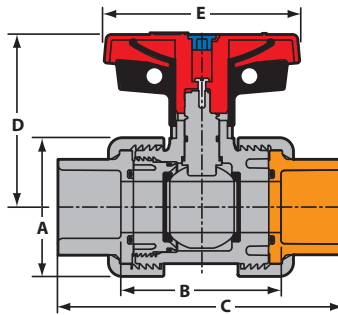
Part Number	Size	L1	L2	L3	M	S	Approx. Wt. (Lbs.)
SH118-07CO	3/4	4-13/16	5-17/32	3/4	1-3/4	2-3/16	.31
SH118-10CO	1	4-3/4	5-5/8	31/32	2-1/16	2-5/32	.40

FlameGuard® CPVC Drain & Swing Check Valves for NFPA 13D Applications Only

Application: FlameGuard® CPVC Orange Swing Check Valves and PVC/CPVC True Union Drain Valves are for use in configuring CPVC Fire Sprinkler System connection to water supply (riser/drain assembly) in NFPA 13D installations only. These valves are not UL Listed and NOT for use in any other locations within the fire sprinkler system.

TRUE UNION INDUSTRIAL DRAIN VALVES CPVC Gray Valve with CPVC Orange End Connector

Socket x Socket

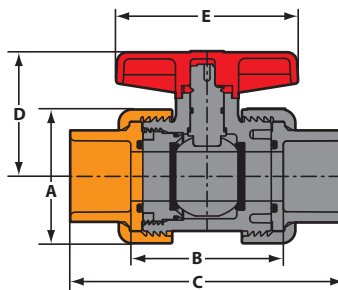


Part Number	Size	A	B	C	D	E
1822-007CFG	3/4	2-1/4	2-3/4	4-3/4	2-7/8	3-3/8
1822-010CFG	1	2-1/2	2-7/8	5-1/8	3-1/8	3-7/16
1822-012CFG	1-1/4	3-1/16	3-1/4	5-3/4	3-5/8	3-7/8
1822-015CFG	1-1/2	3-1/2	3-1/2	6-1/4	4	4-3/16
1822-020CFG	2	4-1/4	4-3/4	7-3/4	4-1/2	5-1/8

Not UL Listed

TRUE UNION DRAIN VALVES PVC Valve with CPVC End Connector

Socket x Socket



Part Number	Size	A	B	C	D	E
3622-007FG	3/4	2-1/4	2-3/4	4-3/4	2	3
3622-010FG	1	2-1/2	2-7/8	5-1/8	2-5/16	3-7/16

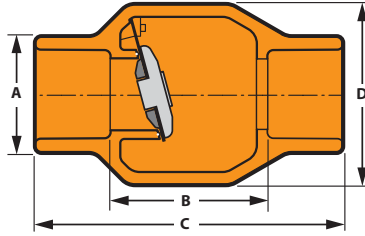
Not UL Listed



FlameGuard® CPVC FIRE SPRINKLER PIPING PRODUCTS

CPVC SWING CHECK VALVES

Socket x Socket

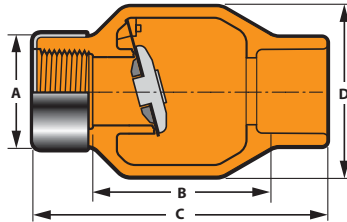


Part Number	Size	A	B	C	D	Approx. Wt. (Lbs)
S1520-10CO	1	1-11/16	2-5/16	4-9/16	2-5/8	.33
S1520-12CO	1-1/4	2-1/16	2-15/16	5-1/2	3-3/8	.42
S1520-15CO	1-1/2	2-7/16	3	5-5/8	3-3/8	.89

Not UL Listed

CPVC SPECIAL REINFORCED THREAD INLET SWING CHECK VALVES

SR Fipt x Socket



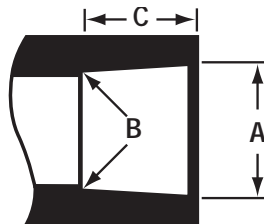
Part Number	Size	A	B	C	D	Approx. Wt. (Lbs)
S1520-10FSRSCO	1	1-11/16	2-15/16	4-9/16	2-5/8	.33
S1520-12FSRSCO	1-1/4	2-1/16	3-5/8	5-1/2	3-3/8	.42
S1520-15FSRSCO	1-1/2	2-7/16	3-11/16	5-5/8	3-3/8	.89

Not UL Listed

SOCKET DIMENSIONS

SCH 40 - ASTM F438

SCH 80 - ASTM F439



Size	Socket Entrance A	Socket Bottom B	Tolerance	SCH 40 Minimum Socket Length C	SCH 80 Minimum Socket Length C
3/4	1.058	1.046	± .004	.719	1.000
1	1.325	1.130	± .005	.875	1.125
1-1/4	1.670	1.655	± .005	.938	1.250
1-1/2	1.912	1.894	± .006	1.094	1.375
2	2.387	2.369	± .005	1.156	1.500
2-1/2	2.889	2.868	± .007	1.750	1.750
3	3.516	3.492	± .008	1.875	1.875